

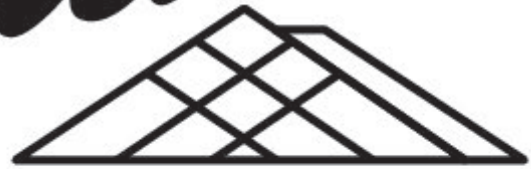


**U.S. MASTERS
SWIMMING**

**2021 LCM
NATIONALS**



Cleveland[®]



ROCKS

THE EVERYTHING SWIM SHOP

Everything you need from USMS partners like Aqua Sphere, FINIS, TYR & TriSwim to training gear, race suits, USMS logo products & much more!



VISIT THE SHOP:

www.swimoutlet.com/us-masters-swimming

Official Online Shop of U.S. Masters Swimming

SWIMOUTLET
.com

**Welcome to the
SPIRE Institute
and the
2021
U.S. Masters Swimming
Long Course National
Championship**





TIME FOR CHANGE



IF A PARENT DOES NOT KNOW HOW TO SWIM, THERE IS ONLY A **19%** CHANCE A CHILD IN THAT HOUSEHOLD WILL LEARN.



GREATER THAN **1/3** OF AMERICAN ADULTS CANNOT SWIM THE LENGTH OF A POOL.



ONE MONTH OF FORMAL SWIM LESSONS CAN COST AS LITTLE AS **\$60** FOR ADULTS.

BE PART OF THE CHANGE
Donate today by going to:



[.org/change](https://usaswimming.org/change)





Jeffrey K. Orloff
Chief Operating Officer

Dear United States Masters Participants and Guests,

We are so honored and pleased to be hosting the United States Masters Nationals again at SPIRE. This event is one we so value given the high level of character and competition. We hope that this week is a memorable and enjoyable one for everyone as we hope that everyone leaves with wonderful memories both in the pool and at the overall event.

Our partnership with the Greater Cleveland Sports Commission allows us to provide a level of service and excitement that we feel is unique. The goal is to ensure that each detail is taken care with the greatest care and sensitivity.

We hope you have a wonderful weekend. We look forward to making great new memories over the next few days.

Sincerely,

A handwritten signature in black ink that reads "Jeffrey K. Orloff".

Jeffrey K. Orloff

ADDRESS

SPIRE Institute 5201 SPIRE Circle
Geneva, OH 44041

CONTACT

office: 440.466.1002

EMAIL

jorlff@spireinstitute.org
www.spireinstitute.org

OPEN WATER

EMBRACE THE ESCAPE

WITH THE WORLDS HIGHEST RATED
OPEN WATER SWIMMING BRAND




NEOPRENE APPAREL

TAKES THE CHILL OFF

ZONE3

UNRIVALLED PERFORMANCE



GOGGLES

SUPREMELY COMFORTABLE WITH
POLARIZED MIRRORED LENS



SAFETY BUOYS

SWIM STORAGE AND VISIBILITY



334 EUCLID AVENUE
CLEVELAND, OHIO 44114
216.621.0600
CLEVELANDSPORTS.ORG

Greetings,

Our team at Greater Cleveland Sports Commission would like to welcome you to SPIRE Institute and the 2021 U.S. Masters Swimming Long Course Nationals Championship.

We are truly excited to host this event in Cleveland as it showcases what makes our community so great, world-class venues, beautiful parks, diverse arts and culture as well as our passionate sports fans.

Should you have time, we invite you to experience all our community has to offer including the Rock & Roll Hall of Fame, Playhouse Square, countless museums, Cleveland Metroparks and vibrant downtown.

Feel free to check out Destination Cleveland's visitor resource guide at thisiscleveland.com to learn more.

With the help of partners like SPIRE Institute and U.S. Masters Swimming as well as competitors like you, Greater Cleveland Sports Commission continues to fulfill its mission to improve the economy and enrich our community through the hosting of sporting and competitive events. In fact, the Sports Commission has attracted over 200 sporting events providing more than \$780 million in economic impact to Northeast Ohio.


Should you have any questions during your stay, please email us at hello@clevelandsports.org.

We wish you the best of luck during your competition and hope you enjoy your experience in The Land.

Best,

A handwritten signature in black ink that reads "David Gilbert".

David Gilbert
President & CEO
Greater Cleveland Sports Commission



YOUR HAIR & SKIN ARE...

DRY & ITCHY...

FIX IT with TRISWIM Chlorine | Salt Water Removing Hair & Body Care



Chlorine | Saltwater Removal



Neutralizes Chlorine Odor



Hydrates Skin & Hair With Vitamins, Keratin & Botanicals



Restores & Strengthens Hair Heals & soothes dry, cracked, painful skin



Premium Hair & Body Care

because your hair and skin matter



www.sbrsportsinc.com | available at Amazon.com & SwimOutlet.com & other locations





Welcome to Ashtabula County!

On behalf of the entire community, we'd like to thank you for joining SPIRE Institute at the 2021 US Masters Swimming Long Course Nationals Championship.

You have arrived at the peak of harvest season in Ohio's Wine Country where you'll find over 30 award-winning wineries within a short drive. Breathe deep when the sun is shining to catch the scent of sweet, ripe grapes in the air. If your schedule allows, give one of the wineries a try for a bite to eat on a beautiful patio.

Did you know that the shores of Lake Erie are just a few miles away? If a walk on the beach is on your mind, then you don't have to go far to get your feet in the sand. Ashtabula County is also home to 19 covered bridges, including the longest in the United States!

We'd love to share recommendations, even if you only have a few hours to spare. Log on to **VisitAshtabulaCounty.com** for ideas and things to do.

Good luck in the competition and thank you for joining us. Your visit supports our economy and allows our communities to grow and thrive. We hope you enjoy your stay and will plan a return trip soon!

Sincerely,

Stephanie Siegel

Executive Director

Ashtabula County Visitors Bureau



TYR[®]

VENZO™

— USA —



● **FRICTIONLESS FIBER CONSTRUCTION™**

As the first and only tech suit in the industry to analyze drag from a microscopic perspective, the Venzo utilizes ultra smooth fiber to thread a frictionless, durable fabric.



● **SURFACE LIFT TECHNOLOGY™**

Surface Lift Technology prevents water from permeating the fabric, resulting in higher body position in the water.



● **ENDO COMPRESSION CAGE™**

Taping and inner fabric form a compressive, flexible cage of support for the abdominals, obliques and quadriceps that creates a *snapback effect* and increases distance per stroke.

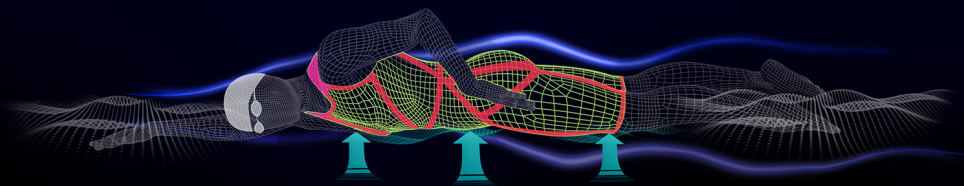


● **SEAMLESS EXO SHELL™**

This hydrodynamic design utilizes a seamless construction to streamline body position while decreasing overall drag.

● **ENDLESS STRAPS™**

Ultra sleek, bonded straps engineered to ensure a state-of-the-art combination of comfort and stability.



KATIE LEDECKY | 5X OLYMPIC GOLD MEDALIST, 15X WORLD CHAMPION, 14X WORLD RECORD HOLDER

TYR.com

2021 USMS Long Course National Championship - 10/7/2021 to 10/10/2021

SPIRE Institute

Club List - Regional Clubs

1	AKMS-56	AKMS
2	ARIZ-48	Arizona Masters Swim Club Inc
3	BSMT-31	Big Sky Montana Masters
4	CMS-32	Colorado Masters Swimming
5	CONN-5	Connecticut Masters
6	GAJA-45	Georgia Masters
7	IM-21	Illinois Masters
8	IAMA-40	Iowa Masters
9	MICH-19	Michigan Masters
10	MINN-30	Minnesota Masters Swim Club
11	NEM-2	New England Masters Swim Club
12	NCMS-13	North Carolina Masters Swimmin
13	OREG-37	Oregon Masters
14	PSM-36	Puget Sound Masters
15	SMS-24	Southern Masters Swimmers
16	SKY-41	Swim Kentucky Masters
17	WMAC-20	Wisconsin Masters Aquatic Club

CAELEB DRESSEL, TEAM TOYOTA



BUILT TO



MOVE

TOYOTA CAMRY



TOYOTA




Proud Partner of U.S. Masters Swimming

When you're ready for anything, you can achieve anything. Camry with available All-Wheel Drive. **Let's Go Places.**

Prototype vehicle shown with options using visual effects. ©2021 Toyota Motor Sales, U.S.A., Inc.

Meet Information

For the most up to date information regarding the 2021 USMS Long Course National Championship, please refer to the [Meet Information page](#) or use scan the QR code with your camera on your smart phone.



INFINIT



- ✓ Customizable to YOUR needs
- ✓ FREE Consultations with Dietitians
- ✓ Hydrates & replenishes
- ✓ Eliminates muscle cramps



**U.S. MASTERS
SWIMMING**

Official Partner

One Drink. INFINIT Possiblilites.



INFINITnutrition.us

Day 1- Thursday, October 7

Warm-up: 6:30 a.m. – 7:50 a.m.

Check-in Deadlines for Day 1

All events 200 meters and longer are positive check-in events. Check-in may be done in person at the registration area or online at usms.org.

1500 freestyle 800 freestyle	Monday 7 a.m.-Wednesday 7 p.m.
---	---------------------------------------

Please note: If you do not check in by the deadline, you will not be seeded; there are no exceptions.

Meet Start: 8 a.m.

Men	Event start time	Event	Event start time	Women
1	8 a.m.	1500 freestyle	11 a.m.	2
3	12:55 p.m.	800 freestyle	3:40p.m.	4
<i>Approximate finish time 5:30 p.m.</i> <i>Men and women swim separately</i>				

PLEASE NOTE:

The timeline is only a guide for use in determining the approximate start of all events. We may run ahead or behind the estimate. It is all swimmers' responsibility to get to the pool well before their events and be behind the blocks before their start.



30 HOTEL BRANDS. ENDLESS EXPERIENCES.

LOOK FORWARD TO A REFRESHING ESCAPE

From oceanfront escapes to pristine swimming pools, as a proud partner of U.S. Masters Swimming and USA Swimming, Marriott Bonvoy™ offers endless experiences at our 30 incredible hotel brands. When you're ready to dive back into travel, we're ready to welcome you back.

DISCOVER MORE AT [MARRIOTT.COM](https://www.marriott.com)



2021 USMS Long Course National Championship - 10/7/2021 to 10/10/2021

SPIRE Institute

Meet Program - Thursday, October 7, 2021

#1 Men 1500 LC Meter Freestyle

Name	Age Team	Seed Time
1 Rosenbaum, Ryan	27 SFTL-50	17:00.00
2 Pokornowski, James	25 NICK-4	17:10.00
3 Dickson, Kurt	54 GRA-33	18:11.08
4 Carpenter, Harry	26 IM-21	18:44.03
5 Kertesz, Kristof	28 SFTL-50	18:45.75
6 Stickle, Christopher	31 SPM-14	18:50.68
7 Quagliano, Bill	50 NICK-4	19:17.58
8 Kemmerling, Steven	42 NASH-15	19:20.00
9 Gerard, William	29 CONN-5	19:30.00
10 Sabala, Michael	41 CHEL-6	19:39.20
11 Brackett, Bill	63 SHARK-14	19:40.00
12 Lucero, Michael	51 GRA-33	19:44.71
13 Scherwitz, Russ	48 SCAQ-33	19:45.73
14 Lorenz, Andreas	60 DADS-25	19:50.00
15 Archer, Branch	62 TXLA-43	19:54.41
16 Wallach, Ted	43 ARIZ-48	19:57.63
17 Bradley, Stephen	28 SKY-41	20:00.00
18 Gilyazov, Rinat	62 UCLUB	20:00.00
19 Foreman, Aaron	29 O*H*-18	20:06.39
20 Hartman, Richard	66 SMS-24	20:10.66
21 Johnston, Mark	61 FLOW-31	20:15.00
22 Mijares, Jorge	54 SFTL-50	20:20.05
23 West, Matthew	46 MICH-19	20:30.00
24 Edgerton, Karl	59 OPA-32	20:43.07
25 Cooney, Rob	42 UC11-11	20:46.99
26 Chambers, John	66 AGUA-6	20:48.00
27 Doyle, Michael	57 LSM-26	20:49.58
28 Ten Grotenhuis, Dirk	55 MAM-38	21:00.00
29 Tujo, Christian	50 OREG-37	21:01.89
30 Wagner, Harold	56 SFTL-50	21:05.05
31 Meade, Matthew	56 MLAC-11	21:06.16
32 Seibt, Andreas	63 IM-21	21:30.00
33 Duguay, Robert	36 CONN-5	21:35.69
34 Callan, Sean	52 TRIDM-27	21:45.55
35 McNelis, Patrick	39 NICK-4	21:54.00
36 Beatty, Chuck	62 O*H*-18	21:57.40
37 Bibler, Brian	44 NICK-4	22:00.00
38 Wenzel, Phil	38 SFTL-50	22:00.00
39 Allen, Doug	62 LVM-33	22:03.12
40 Wilhelm, John	53 NAM-17	22:05.00
41 Clemmons, Jim	71 SAWS-59	22:29.50
42 Riveroll, Pablo	26 IM-21	22:29.94
43 Agudelo, Jorge	30 SDSM-44	22:30.10
44 Martin, Jack	70 SHARK-14	22:50.00
45 Hendrick, Marty	63 SFTL-50	23:05.24
46 Phillips, Mike	65 ENSW-15	23:24.67
47 Thomas, Bruce	64 NOVA-33	23:30.00
48 Treiman, Gerald	61 UC34-34	23:32.00
49 Schwartz, Marvin	73 LRM-23	24:10.05
50 Van Nort, Steven	70 LAPS-33	24:30.00
51 Ritter, James	65 CSMT-17	24:51.99
52 Arneson, Gaard	73 MICH-19	25:00.00
53 Ryan, Bill	71 NEM-2	25:00.00
54 McColly, Michael	76 PSM-36	25:30.01
55 Gianniny, Bruce	70 ROCH-4	26:00.00
56 Goldberg, Bruce	70 UC26-26	26:24.98
57 Perez, Jim	71 UC48-48	27:27.00
58 Batizy, Arpad	70 O*H*-18	27:27.27

59 Bernstein, Rich	75 AGUA-6	27:30.00
60 Wright, David	71 DOC-16	27:37.00
61 Durell, Bill	71 MINN-30	27:57.00
62 Rehfeld, Barry	75 UC06-6	28:00.00
63 Green, James	77 NCMS-13	28:14.70
64 Spence, Thomas	77 O*H*-18	30:47.26
65 Van Horn, William	83 TOC-38	32:00.00
66 Mueller, Lawrence	77 WMAC-20	32:14.00
67 Cazort, Barney	78 NASH-15	32:34.05
68 Carey, James	80 IAMA-40	38:48.37
69 Beach, Robert	91 SPM-14	42:13.00

#2 Women 1500 LC Meter Freestyle

Name	Age Team	Seed Time
1 Gianniny, Dana	52 ROCH-4	19:47.91
2 Bolado, Florencia	32 SFTL-50	20:23.00
3 Hug, Laurie	56 1776-8	20:30.02
4 Steadman Martin, Nancy	67 GSM-7	20:51.87
5 Tonelli, Marlina	33 TERR-10	20:52.47
6 Troyer, Kristen	28 O*H*-18	20:58.31
7 Crusco, Kysa	45 NEM-2	21:00.00
8 Goodridge, Janet	59 IM-21	21:13.39
9 Mack, Tara	49 NEM-2	21:21.21
10 Grilli, Tracy	64 NEM-2	21:27.49
11 Ritter, Susan	64 CSMT-17	21:29.00
12 Einsidler, Karen	65 SHARK-14	21:35.15
13 Mulcahy, Shannon	29 MARY-9	22:06.40
14 Fisher, Heather	47 TPIT-11	22:20.38
15 Brown, Denise	62 MICH-19	22:25.65
16 Davis, Charlotte	71 TAM-38	22:30.00
17 Bartkowiak, Sallie	56 MICH-19	22:52.30
18 Wheelchel, Nancy	61 NCMS-13	23:00.00
19 Loftus-Charley, Shirley	70 VMST-12	23:00.00
20 Singleton, Amanda	32 SFTL-50	23:00.29
21 Doudikian-Scaff, Nayiri	51 ROSE-33	23:20.12
22 Curry, Amanda	31 ROCH-4	23:23.07
23 Flessert, Amy	37 NORT-30	23:30.00
24 Boscacci, Elizabeth	65 SBM-33	23:46.76
25 Van Cleave, Julie	62 WMAC-20	24:15.53
26 Rokich, Karen	62 SKY-41	25:17.56
27 Quinn, Phyllis	66 TOC-38	25:19.07
28 Polatin, Rita	62 NEM-2	25:30.00
29 Lyman, Carolyn	71 UTAH-34	26:30.15
30 Larson, Linda	66 SFTL-50	27:22.81
31 Mitchell, Carol	72 SHARK-14	29:14.80
32 Myers, Molly	72 UC15-15	30:16.96
33 Pohlmann, Mary	76 SLAM-22	30:55.53
34 Turner, Kay	75 ROCH-4	33:30.00
35 Ensign, Jeanne	75 BSMT-31	35:25.00
36 Manheim, Lucy	79 RMST-10	37:00.00
37 Easton, Luise	83 O*H*-18	37:37.58

#3 Men 800 LC Meter Freestyle

Name	Age Team	Seed Time
1 Pokornowski, James	25 NICK-4	9:00.00
2 Rosenbaum, Ryan	27 SFTL-50	9:00.00
3 Sapp, Drew	32 UC18-18	9:20.34
4 Perez, Arnaldo	59 SHARK-14	9:23.78
5 Paulk, David	28 UC06-6	9:25.00
6 Dickson, Kurt	54 GRA-33	9:29.69
7 Lupoli, Franco	27 SFTL-50	9:35.01

8 Maxian, Ondrej	25 UC08-8	9:36.00
9 Carpenter, Harry	26 IM-21	9:39.23
10 Valle, Ramon	45 AWJ-45	9:40.00
11 Palacios-wanke, Hans	53 SHARK-14	9:50.00
12 Stickle, Christopher	31 SPM-14	9:50.73
13 Pierce, Jonathan	28 GRA-33	9:54.65
14 Kertesz, Kristof	28 SFTL-50	9:55.23
15 Kemmerling, Steven	42 NASH-15	10:00.00
16 Campbell, Marshall	56 RIDG-26	10:01.47
17 Gerard, William	29 CONN-5	10:08.13
18 Narodick, Phil	36 MAM-38	10:15.21
19 Naylor, Jeff	63 NAM-17	10:18.00
20 Hehn, Ronald	36 UC30-30	10:18.70
21 Quagliano, Bill	50 NICK-4	10:19.00
22 Strauss, Trip	63 LRM-23	10:20.00
23 Fillion, Guillaume	42 SFTL-50	10:20.45
24 Callahan, Jim	64 NAM-17	10:21.21
25 Lorenz, Andreas	60 DADS-25	10:25.00
26 Sabala, Michael	41 CHEL-6	10:27.47
27 Young, Bruce	64 INDY-16	10:30.00
28 Schwartz, Joshua	44 ROSE-33	10:30.00
29 Gilyazov, Rinat	62 UCLUB	10:30.00
30 Beatty, Dan	55 GAJA-45	10:33.20
31 Johnston, Mark	61 FLOW-31	10:35.00
32 Foreman, Aaron	29 O*H*-18	10:36.71
33 Harris, Patrick	59 ENSW-15	10:40.40
34 Lucero, Michael	51 GRA-33	10:48.27
35 Collier, Scott	67 AKMS-56	10:50.00
36 Agudelo, Jorge	30 SDSM-44	10:50.30
37 Tujo, Christian	50 OREG-37	10:51.09
38 Wallach, Ted	43 ARIZ-48	10:51.17
39 Costa Sitja, Marc	35 ROSE-33	10:53.84
40 Walker, Rick	71 SHARK-14	10:56.00
41 McNelis, Patrick	39 NICK-4	10:56.70
42 Thornton, James	69 1776-8	11:00.00
43 Ten Grotenhuis, Dirk	55 MAM-38	11:00.00
44 Birnbrich, Chris	58 NAM-17	11:00.00
45 Mc Kay, Matthew	50 NEM-2	11:01.00
46 Berting, David	65 NCMS-13	11:08.00
47 Duguay, Robert	36 CONN-5	11:08.94
48 Doyle, Michael	57 LSM-26	11:09.52
49 Richards, Scott	61 WMAC-20	11:11.11
50 Wilhelm, John	53 NAM-17	11:12.00
51 Zanjani, Brian	43 LTDUB-17	11:16.07
52 Goler, Jonathan	41 SFTL-50	11:17.02
53 Chambers, John	66 AGUA-6	11:18.00
54 Rubocki, John	51 SAWS-59	11:18.09
55 Bibler, Brian	44 NICK-4	11:20.00
56 Bolado, Francisco	34 SFTL-50	11:22.42
57 Phillips, Mike	65 ENSW-15	11:28.53
58 Wagner, Harold	56 SFTL-50	11:28.57
59 Loustaunau, Adolfo	51 LTDUB-17	11:29.00
60 Colburn, Christopher	49 ABM-21	11:29.71
61 Wenzel, Phil	38 SFTL-50	11:29.83
62 Gooding, Jack	68 LRM-23	11:30.00
63 Hendrick, Marty	63 SFTL-50	11:40.45
64 Anderson, Earl	57 NCMS-13	11:45.31
65 Beatty, Chuck	62 O*H*-18	11:46.27
66 Denault, Charles	58 SHARK-14	11:51.00
67 Allen, Doug	62 LVM-33	11:53.48
68 Martin, Jack	70 SHARK-14	11:59.00

2021 USMS Long Course National Championship - 10/7/2021 to 10/10/2021

SPIRE Institute

Meet Program - Thursday, October 7, 2021

#3 ... (Men 800 LC Meter Freestyle)

69	Clemmons, Jim	71 SAWS-59	11:59.50
70	Olson, Chuck	71 MICH-19	12:00.00
71	Gandee, Brad	67 RMST-10	12:00.00
72	Bradley, Stephen	28 SKY-41	12:00.00
73	Cheney, Stephen	72 UC10-10	12:00.00
74	Schwartz, Marvin	73 LRM-23	12:00.86
75	Vettel, Eric	56 MMSW-38	12:02.00
76	Ryan, Bill	71 NEM-2	12:04.00
77	Couch, Bob	74 SHARK-14	12:10.00
78	Van Nort, Steven	70 LAPS-33	12:15.00
79	Haris, Lee	67 TOC-38	12:40.00
80	Aimi, Victor	52 SFTL-50	12:40.54
81	Wright, Robert	67 DOC-16	12:45.67
82	Arneson, Gaard	73 MICH-19	12:50.00
83	Linek, Scott	50 NAM-17	12:57.13
84	Norek, Francis	65 RBAY-7	12:58.53
85	Conley, Scotty	51 WMAC-20	13:00.00
86	McColly, Michael	76 PSM-36	13:00.01
87	Thompson, Frank	70 MICH-19	13:20.00
88	McCardle, Kevin	66 O*H*-18	13:26.79
89	Goldberg, Bruce	70 UC26-26	13:33.03
90	Gianniny, Bruce	70 ROCH-4	13:34.23
91	Fogg, Stephen	73 PSM-36	13:34.27
92	Grassell, Duane	64 O*H*-18	13:42.00
93	Beachler, Michael	70 NCMS-13	14:02.00
94	Whaley, Richard	69 SHARK-14	14:15.00
95	Hutchings, Dick	80 NEM-2	14:43.46
96	Wright, David	71 DOC-16	14:44.00
97	Daniels, Larry	76 MAAC-38	15:00.00
98	Durell, Bill	71 MINN-30	15:00.00
99	Marburger, David	67 O*H*-18	15:00.00
100	Van Horn, William	83 TOC-38	15:20.00
101	Mueller, Lawrence	77 WMAC-20	15:41.35
102	Snowwhite, Larry	75 RMST-10	16:14.10
103	Lockwood, Joel	87 MICH-19	16:30.00
104	Green, James	77 NCMS-13	16:30.73
105	Cazort, Barney	78 NASH-15	16:32.87
106	Wright, Gary	65 DOC-16	18:41.00
107	Carey, James	80 IAMA-40	19:39.17
108	Cannamela, Donald	75 NICK-4	20:00.00
109	Beach, Robert	91 SPM-14	22:00.00
110	Williams, Robert	82 O*H*-18	23:59.99
111	Akbar, Clyde	73 SFTL-50	24:05.00
112	Beattie, Cal	87 UC12-12	24:27.79
113	Mitchell, John	82 SHARK-14	29:52.01

#4 Women 800 LC Meter Freestyle

Name	Age	Team	Seed Time
1	Hayden, Alison	50 SPM-14	10:20.50
2	Campbell, Patricia	57 RIDG-26	10:30.00
3	Bolado, Florencia	32 SFTL-50	10:39.79
4	Maidenberg, Eve	45 CVMM-33	10:40.07
5	Gianniny, Dana	52 ROCH-4	10:42.60
6	Parker Palace, Kelly	60 VMST-12	10:45.75
7	Ramirez, Valery N	22 MILEN	10:47.74
8	Mathews, Laura	28 UC15-15	10:48.45
9	Tonelli, Marlana	33 TERR-10	10:50.37
10	McPherson, Chris	54 ENSW-15	11:00.00
11	Steadman Martin, Nancy	67 GSM-7	11:04.50

12	Crusco, Kysa	45 NEM-2	11:05.27
13	Tsuchiya, Ann	32 ROSE-33	11:11.14
14	Einsidler, Karen	65 SHARK-14	11:11.56
15	Grilli, Tracy	64 NEM-2	11:27.49
16	Jean, Maud	45 SFTL-50	11:30.00
17	Mulcahy, Shannon	29 MARY-9	11:30.60
18	Flessert, Amy	37 NORT-30	11:31.00
19	Vaca, Laura	68 SFTL-50	11:32.20
20	Brown, Denise	62 MICH-19	11:44.65
21	Braniecki, Ashley	36 O*H*-18	11:54.00
22	Darlak, Kelly	41 NICK-4	12:00.00
23	Lipstreuer, Marilyn	55 OCCS-12	12:03.61
24	Tan, Camille	41 IM-21	12:06.55
25	Doudikian-Scaff, Nayiri	51 ROSE-33	12:10.12
26	Fisher, Heather	47 TPIT-11	12:14.92
27	Loftus-Charley, Shirley	70 VMST-12	12:15.00
28	Polk, Jane	29 TRIDM-27	12:15.77
29	Sandner, Kathleen	44 SFTL-50	12:18.83
30	Val, Laura	70 TAM-38	12:20.00
31	Whelchel, Nancy	61 NCMS-13	12:21.00
32	Curry, Amanda	31 ROCH-4	12:27.39
33	Birnbrich, Beth	57 NAM-17	12:30.00
34	Boscacci, Elizabeth	65 SBM-33	12:30.44
35	Keisling, Christine	65 SVY-8	12:37.00
36	Spence, Diane	68 O*H*-18	12:40.00
37	Jonas, Blythe	39 LTDUB-17	12:47.00
38	Van Cleave, Julie	62 WMAC-20	12:48.87
39	Polatin, Rita	62 NEM-2	13:01.00
40	Gonzalez, Ana Lucia	59 MILEN	13:12.59
41	Rokich, Karen	62 SKY-41	13:24.78
42	Quinn, Phyllis	66 TOC-38	13:25.17
43	Kryka, Nancy	66 SHARK-14	13:35.00
44	Boak, Carolyn	76 WMST-25	13:44.00
45	Rosenblat, Daniela	46 SFTL-50	13:46.86
46	Gratsou-Zodl, Violetta	51 SHARK-14	14:00.00
47	Stager, Nan	66 DOC-16	14:06.43
48	Lyman, Carolyn	71 UTAH-34	14:15.15
49	Jameson, Christa	38 IM-21	14:16.00
50	Curran, Marcie	45 IM-21	14:30.00
51	Larson, Linda	66 SFTL-50	14:33.08
52	Stutz, Kathleen	39 SFTL-50	15:00.00
53	Turner, Lisa	64 O*H*-18	15:05.10
54	Karnisky, Beth	50 ROCH-4	15:13.35
55	Myers, Molly	72 UC15-15	15:15.22
56	Migliozzi, Colette	61 UC15-15	15:15.88
57	Webb, Linda	76 SFTL-50	15:21.31
58	Yoder, Anna	45 CMS-32	16:00.00
59	Mitchell, Carol	72 SHARK-14	16:06.35
60	Sega, Ally	48 CONN-5	16:09.70
61	Volz, Kristin	48 SFTL-50	16:20.48
62	Pardo Mora, Jaimie P	43 MILEN	16:22.97
63	Moore Barnett, Barbara	61 MVN-33	16:25.56
64	Schneider, Mary	69 WMAC-20	16:30.56
65	Turner, Kay	75 ROCH-4	17:00.00
66	Sauer, DeEtte	80 MOST-43	17:28.71
67	Popp, Greta	53 UC17-17	18:00.00
68	Good, JJ	48 LTDUB-17	18:15.44
69	Ensign, Jeanne	75 BSMT-31	18:40.00
70	Easton, Luise	83 O*H*-18	19:52.20
71	Yoder, Margie	69 CMS-32	20:00.00
72	Miller, Jan	78 SHARK-14	20:30.92
73	Conley, LuAnn	68 WMAC-20	22:00.00
74	Richards, Ann	58 WMAC-20	22:00.00
75	Wesgate, Jody	54 SFTL-50	22:00.80
76	Spaulding, Kathy	74 RMST-10	23:10.02
77	King, Sarah	38 CONN-5	25:00.00

THE FUEL OF CHOICE FOR WORLD-CLASS SWIMMERS

MADE FOR SWIMMERS BY SWIMMERS

Our athletes rave about their results



Stronger performance in workouts and faster recovery between



More time spent shaving off seconds, less time spent hitting the wall



Stronger lean muscles, optimal for knifing through the water



Peace of mind - certified free of banned and illegal substances



5-star taste makes this the easiest nutritional habit to start and maintain



Warning: complete nutrition has never felt and tasted this good.
Customers have reported: having extra energy, feeling amazing, and achieving new personal bests.



Try a 30-day supply and get \$10 off!
Use Code:
USMSNATS2021

Day 2—Friday, October 8

Warm-up: 6:30 a.m. – 7:50 a.m.

Check-in Deadline for Day 2

All events 200 meters and longer are positive check-in events. Check-in may be done in person at the registration area or online at usms.org.

400 IM 200 backstroke	Monday 7 a.m.-Thursday 7 p.m.
----------------------------------	--------------------------------------

Please note: If you do not check in by the deadline, you will not be seeded; there are no exceptions.

Meet Start: 8 a.m.

Men	Event start time	Event	Event start time	Women
5	8 a.m.	400 IM	9:10 a.m.	6
30-minute warm-up break				
7	10:30 a.m.	100 butterfly	10:50 a.m.	8
9	11:05 a.m.	50 freestyle	11:30 a.m.	10
11	11:45 a.m.	200 backstroke	12:35 p.m.	12
30-minute warm-up break				
13	1:50 p.m.	100 breaststroke	2:25 p.m.	14
10-minute break (no warm-up)				
15	3 p.m.	200 freestyle relay	3:20 p.m.	16
<i>Approximate finish time 3:30 p.m.</i>				

PLEASE NOTE:

The timeline is only a guide for use in determining the approximate start of all events. We may run ahead or behind the estimate. It is all swimmers' responsibility to get to the pool well before their events and be behind the blocks before their start.

COLORADO TIME SYSTEMS APPLAUDS ALL OF THE ATHLETES PARTICIPATING IN THIS PRESTIGIOUS EVENT.



For over 45 years, Colorado Time Systems has provided premier athletic facilities with platinum quality training, timing, scoring, and display solutions. Make the decision to join the 20,000+ satisfied customers who have chosen Colorado Time Systems.

Contact us today to take advantage of the exclusive discount offered to U.S. Masters Swimming members.

800.279.0111 | www.coloradotime.com



2021 USMS Long Course National Championship - 10/7/2021 to 10/10/2021

SPIRE Institute

Meet Program - Friday, October 8, 2021

#5 Men 400 LC Meter IM

Name	Age Team	Seed Time
1 Rosenbaum, Ryan	27 SFTL-50	4:50.00
2 Glaser-Garbrick, Dan	30 DAS-17	4:53.90
3 Marin, Eddy	29 SFTL-50	5:05.66
4 Paulk, David	28 UC06-6	5:10.00
5 Solano, Abraham	52 BEST-41	5:11.00
6 Scherwitz, Russ	48 SCAQ-33	5:15.34
7 Maxian, Ondrej	25 UC08-8	5:16.00
8 Carpenter, Harry	26 IM-21	5:19.42
9 Hill, Keith	47 NAM-17	5:21.00
10 Wharton, David	52 NAM-17	5:21.69
11 Perez, Arnaldo	59 SHARK-14	5:21.94
12 Gutnayer, Daniel	30 NAM-17	5:25.01
13 Morris, Richard	45 SFTL-50	5:25.10
14 Kloppe, William	41 SHARK-14	5:26.85
15 Narodick, Phil	36 MAM-38	5:29.21
16 Landreth, John	51 KENM-17	5:30.00
17 Naylor, Jeff	63 NAM-17	5:30.00
18 Klepchick, Paul	46 MLAC-11	5:30.20
19 Kertesz, Kristof	28 SFTL-50	5:30.98
20 Hunte, Rod	39 GSMS-55	5:31.79
21 Faria, Jose	55 GSM-7	5:38.65
22 Archer, Branch	62 TXLA-43	5:38.79
23 Wuchte, Matt	51 MICH-19	5:39.17
24 Lucero, Michael	51 GRA-33	5:42.30
25 Beatty, Dan	55 GAJA-45	5:44.60
26 Golski, Bradley	21 AAC-18	5:44.62
27 Frentsos, Paul	60 TSUN-38	5:45.00
28 Quagliano, Bill	50 NICK-4	5:45.68
29 Callahan, Jim	64 NAM-17	5:48.91
30 Koons, Andrew	29 RMST-10	5:51.40
31 Seibt, Andreas	63 IM-21	5:55.00
32 Gilyazov, Rinat	62 UCLUB	5:55.00
33 Collier, Scott	67 AKMS-56	5:56.00
34 Wallach, Ted	43 ARIZ-48	5:58.57
35 Foreman, Aaron	29 O*H*-18	6:00.00
36 Schwartz, Joshua	44 ROSE-33	6:00.00
37 Lorenz, Andreas	60 DADS-25	6:02.00
38 Rubocki, John	51 SAWS-59	6:03.02
39 Tujo, Christian	50 OREG-37	6:03.71
40 Halley, Franklin	64 DAS-17	6:07.45
41 Wagner, Harold	56 SFTL-50	6:08.50
42 Fischer, Andy	54 SFTL-50	6:10.00
43 Dodson, Phil	68 IM-21	6:15.00
44 Oyler, Paul	56 UC09-9	6:15.00
45 Davis, William	63 WMAC-20	6:15.81
46 Chambers, John	66 AGUA-6	6:18.00
47 Edgerton, Karl	59 OPA-32	6:21.97
48 Kerns, Hubie	72 SFTL-50	6:23.83
49 Wyckoff, Ben	57 CONN-5	6:27.95
50 Washburn, Jonathan	64 NCMS-13	6:28.88
51 Thompson, Anthony	57 MOVY-28	6:33.33
52 Nixon, John	66 SPM-14	6:33.36
53 Ronau, Matt	50 SKY-41	6:34.31
54 Genz, Michael	63 SDSM-44	6:34.79
55 Lehrer, Randy	60 UC18-18	6:35.88
56 Clemmons, Jim	71 SAWS-59	6:39.50
57 Phillips, Mike	65 ENSW-15	6:46.63
58 Wright, Robert	67 DOC-16	6:58.15

59 Ryan, Bill	71 NEM-2	7:06.00
60 Batizy, Arpad	70 O*H*-18	7:07.77
61 Anderson, Bob	66 PCCM-38	7:10.00
62 Treiman, Gerald	61 UC34-34	7:10.00
63 Freshley, Mike	80 SHARK-14	7:17.90
64 Peterson, Steve	75 PSM-36	7:19.50
65 Keil, Mark	68 NEM-2	7:28.33
66 Fogg, Stephen	73 PSM-36	7:29.77
67 Rysdon, Jon	70 RMST-10	7:30.00
68 Beyerbach, Bill	66 ROCH-4	7:30.00
69 Aimi, Victor	52 SFTL-50	7:37.80
70 Reed, Ed	78 SHARK-14	7:42.53
71 Bernstein, Rich	75 AGUA-6	7:45.00
72 Hsieh, Adam	29 SFTL-50	8:00.00
73 Hsieh, Alan	28 SFTL-50	8:00.00
74 Watterson, David	63 TPIT-11	8:00.00
75 Amundsen, Joseph	76 1776-8	8:10.00
76 Durell, Bill	71 MINN-30	8:25.00
77 Winokur, Eliot	77 PBM-50	8:31.00
78 Definis, Jay	62 O*H*-18	8:56.93
79 Paulson, Laurence	72 RMST-10	9:07.85
80 Green, James	77 NCMS-13	9:18.21
81 Swiger, Ralph	65 VMST-12	9:20.70
82 Hendrick, Marty	63 SFTL-50	9:45.88
83 Van Horn, William	83 TOC-38	9:55.00
84 Good, Larry	87 SLAM-22	9:55.57
85 Learmonth, William	82 O*H*-18	12:00.00
86 Hahm, Martin	80 PSCM-48	14:22.22

#6 Women 400 LC Meter IM

Name	Age Team	Seed Time
1 Sharpe, Anna	29 UC35-35	5:49.50
2 Mathews, Laura	28 UC15-15	5:53.18
3 Hayden, Alison	50 SPM-14	5:58.00
4 Rys, Lauren	30 SYL-17	6:01.39
5 Gagnon, Caitlin	27 PCY-17	6:05.33
6 Shuck, Susie	56 INDY-16	6:05.90
7 Simmons, Cheryl	54 ROSE-33	6:08.24
8 Davidson, Michelle	51 GSM-7	6:12.00
9 Hug, Laurie	56 1776-8	6:14.16
10 Mack, Tara	49 NEM-2	6:21.23
11 Weiderman, Jennifer	55 CVMM-33	6:23.00
12 Parker Palace, Kelly	60 VMST-12	6:29.20
13 Darlak, Kelly	41 NICK-4	6:30.00
14 Cohn, Erin	28 SHSH-18	6:30.00
15 Froehlich, Kathryn	59 IM-21	6:35.00
16 Vaca, Laura	68 SFTL-50	6:38.48
17 Steadman Martin, Nancy	67 GSM-7	6:42.50
18 Crusco, Kysa	45 NEM-2	6:45.00
19 Burke, Barbara	60 1776-8	6:46.17
20 Brown, Denise	62 MICH-19	6:48.65
21 Master-Rogers, Julie	54 MICH-19	6:48.80
22 Wheelchel, Nancy	61 NCMS-13	7:00.00
23 Kohn, Catherine	68 SLAM-22	7:00.00
24 Kryka, Nancy	66 SHARK-14	7:02.13
25 Stutz, Kathleen	39 SFTL-50	7:02.26
26 Ceddia, Lisa	51 LTDUB-17	7:05.19
27 Keisling, Christine	65 SVY-8	7:08.19
28 Loftus-Charley, Shirley	70 VMST-12	7:20.00
29 Gonzalez, Ana Lucia	59 MILEN	7:29.58
30 Falcigno, Pamela	66 SFTL-50	7:35.00

31 Quinn, Phyllis	66 TOC-38	7:41.60
32 Polatin, Rita	62 NEM-2	7:50.00
33 Boak, Carolyn	76 WMST-25	7:56.00
34 Norton, Judith	64 O*H*-18	8:00.08
35 Lyman, Carolyn	71 UTAH-34	8:05.15
36 Watts, Sue	67 SHARK-14	8:06.20
37 Larson, Linda	66 SFTL-50	8:23.97
38 Yoder, Anna	45 CMS-32	8:30.00
39 Myers, Molly	72 UC15-15	8:49.16
40 Smith, Melinda	69 O*H*-18	8:50.00
41 Volz, Kristin	48 SFTL-50	8:52.83
42 Webb, Linda	76 SFTL-50	9:08.11
43 Meyers, Susan	79 SHARK-14	9:10.00
44 Grady, Marci	63 SFTL-50	9:23.31
45 Amelon, Mitzi	58 MICH-19	9:48.00
46 Chin-Ogilvie, Adrienne	61 SFTL-50	10:00.00
47 Martin, Michelle	72 SFTL-50	10:00.00
48 Kendrick, Anne	70 NASH-15	10:00.03
49 Onton, Ann Louise	78 CONN-5	14:55.51

#7 Men 100 LC Meter Butterfly

Lane	Name	Age Team	Seed Time
Heat 1 of 10 Finals			
0	Paulson, Laurence	72 RMST-10	2:04.66
1	Bernard, Alan	72 TAM-38	1:26.99
2	Day, Lawrence	70 MICH-19	1:09.50
3	Kerns, Hubie	72 SFTL-50	1:23.39
4	Wright, David	71 DOC-16	1:48.00
5	Amundsen, Joseph	76 1776-8	1:45.00
6	Burns, Joel	75 SFTL-50	1:20.00
7	Burns, Richard	78 TAM-38	1:25.50
8	Hahm, Martin	80 PSCM-48	3:55.55
Heat 2 of 10 Finals			
1	Hercher, Heinz	65 TCC-33	1:22.00
2	Thornton, James	69 1776-8	1:17.99
3	Groselle, Jack	67 SHARK-14	1:11.00
4	Steynberg, Andre	65 SFTL-50	1:09.00
5	Gooding, Jack	68 LRM-23	1:10.29
6	Dodson, Phil	68 IM-21	1:17.00
7	Collier, Scott	67 AKMS-56	1:18.00
8	Wright, Robert	67 DOC-16	1:32.89
Heat 3 of 10 Finals			
0	McFarland, James	62 NCMS-13	1:16.00
1	Gallant, John	61 MATM-11	1:12.30
2	Richards, Scott	61 WMAC-20	1:11.11
3	Sanchez, Greg	64 NCMS-13	1:07.61
4	Taylor, Thomas	62 ROSE-33	1:10.65
5	Gilyazov, Rinat	62 UCLUB	1:12.00
6	Fisher, Dennis	62 NAM-17	1:13.00
7	Lucero, Michael	51 GRA-33	1:12.44
8	Anderson, Earl	57 NCMS-13	1:16.28

2021 USMS Long Course National Championship - 10/7/2021 to 10/10/2021

SPIRE Institute

Meet Program - Friday, October 8, 2021

Heat 4 (#7 Men 100 LC Meter Butterfly)

0 Oylar, Paul	56 UC09-9	1:13.55
1 Doyle, Michael	57 LSM-26	1:09.49
2 Bradshaw, John	55 SHARK-14	1:05.97
3 Frentsos, Jerome	56 DCAC-10	1:04.69
4 Hiltabiddle, Steve	55 1776-8	59.99
5 Unruh, Steven	55 NITR-43	1:00.79
6 Ekman, Evan	57 PALM-55	1:05.00
7 Campbell, Marshall	56 RIDG-26	1:07.00
8 Wagner, Harold	56 SFTL-50	1:12.84
9 Wyckoff, Ben	57 CONN-5	1:14.49

Heat 5 of 10 Finals

0 Mijares, Jorge	54 SFTL-50	1:11.82
1 Williams, Neill	53 DCAC-10	1:11.15
2 Tujo, Christian	50 OREG-37	1:09.62
3 Palacios-wanke, Hans	53 SHARK-14	1:04.80
4 Steed, Chad	50 MICH-19	1:04.00
5 Landreth, John	51 KENM-17	1:04.50
6 Lane, Will	50 FDM-38	1:05.95
7 Breitenbach, Ross	53 ROSE-33	1:10.00
8 Rubocki, John	51 SAWS-59	1:11.33
9 Fischer, Andy	54 SFTL-50	1:12.00

Heat 6 of 10 Finals

0 Durieux, Chad	42 ROSE-33	1:12.59
1 Goler, Jonathan	41 SFTL-50	1:09.93
2 Oglesby, Matthew	41 WMAC-20	1:03.56
3 Chia, Nei-Kuan	44 SHARK-14	1:01.30
4 Schwartz, Joshua	44 ROSE-33	1:01.25
5 Dallamura, Scott	43 NCMS-13	1:01.60
6 Nokta, Omar	42 CONN-5	1:05.96
7 Torres, Martin	44 SFTL-50	1:12.00
8 Karren, Kelly	48 CVMM-33	1:08.50

Heat 7 of 10 Finals

2 Costa Sitja, Marc	35 ROSE-33	1:35.00
3 Dunlap, Ryan	39 MAM-38	1:10.00
4 Hunte, Rod	39 GSMS-55	1:05.24
5 Bouchard, Trevor	39 HANVR	1:08.56
6 Narodick, Phil	36 MAM-38	1:15.21
7 Bradley, Stephen	28 SKY-41	1:30.00

Heat 8 of 10 Finals

0 Mcpeters, Eric	34 WNCY-13	1:10.50
1 Materniak, Eric	30 RMST-10	1:03.15
2 Glaser-Garbrick, Dan	30 DAS-17	59.95
3 Lavado, Marcos	30 SFTL-50	56.96
4 Modrov, Drew	32 CHEL-6	54.76
5 Owen, Cameron	32 FSAM-16	58.69
6 Colalillo, Anthony	32 UC09-9	1:02.45
7 Sussmeier, Robert	31 LSM-26	1:03.57
8 Pierce, Jonathan	28 GRA-33	1:07.33
9 Riveroll, Pablo	26 IM-21	1:09.50

Heat 9 of 10 Finals

0 Woodrow, Blake	25 SFTL-50	1:06.47
1 Pokornowski, James	25 NICK-4	1:05.00
2 Kvachkoff, Andrew	26 UC16-16	1:03.00
3 Semenov, Nikita	26 BAC-44	1:00.50
4 Marin, Eddy	29 SFTL-50	58.12
5 Garase, Kyle	27 UC11-11	58.43
6 Callahan, Keeler	27 NAM-17	1:01.03
7 Kertesz, Kristof	28 SFTL-50	1:04.69
8 Shozda, Alex	25 PAMS-26	1:05.00
9 Rutkin, Lance	27 SFTL-50	1:07.00

Heat 10 of 10 Finals

3 Milad, Mina	24 O*H*-18	1:10.58
4 Arnold, Joshua	22 PSM-36	57.00
5 Buehler, Dylan	24 UC09-9	1:03.07

#8 Women 100 LC Meter Butterfly

Lane	Name	Age	Team	Seed Time
------	------	-----	------	-----------

Heat 1 of 5 Finals

2 Martin, Michelle	72 SFTL-50	3:00.00
3 Loftus-Charley, Shirley	70 VMST-12	1:50.00
4 Val, Laura	70 TAM-38	1:25.00
5 McDowell, Teresa	71 SLAM-22	2:03.03
6 Sauer, DeEtte	80 MOST-43	2:23.19
7 Meyers, Susan	79 SHARK-14	2:02.56

Heat 2 of 5 Finals

0 Falcigno, Pamela	66 SFTL-50	1:38.00
1 Hibben, Veronica	65 NOVA-33	1:29.91
2 Noyes, Penny	67 SKY-41	1:17.50
3 Vaca, Laura	68 SFTL-50	1:26.80
4 Keisling, Christine	65 SVY-8	1:33.00
5 Savage, Mary Anne	61 NCMS-13	1:38.13
6 Burke, Barbara	60 1776-8	1:30.29
7 Hung, Maria	61 SFTL-50	1:18.68
8 Oliver, April	60 NBA-38	1:34.28
9 Miglizzo, Colette	61 UC15-15	1:41.75

Heat 3 of 5 Finals

1 Birnbrich, Beth	57 NAM-17	1:33.00
2 Shuck, Susie	56 INDY-16	1:23.50
3 Godges, Arlette	57 CVMM-33	1:18.00
4 Schickore, Jutta	57 DOC-16	1:19.21
5 Froehlich, Kathryn	59 IM-21	1:28.00
6 Uppstrom, Noreen	57 1776-8	1:33.70
7 Davidson, Michelle	51 GSM-7	1:16.77
8 Segal, Ally	48 CONN-5	2:04.88
9 Curran, Marcie	45 IM-21	2:10.00

Heat 4 of 5 Finals

1 Marshall, Kathleen	49 IM-21	1:46.26
2 Fisher, Heather	47 TPIT-11	1:18.42
3 Braun, Erika	49 NCMS-13	1:08.62
4 Varlas, Melissa	48 SHARK-14	1:14.15
5 Hoover, Molly	45 IM-21	1:20.91
6 King, Ashley	41 SHARK-14	1:19.95
7 Szekely, Ildiko	42 NEM-2	1:05.82
8 Pritchett, Jennifer	41 NICK-4	1:13.93
9 Kovatch, Shona	44 NAM-17	1:30.01

Heat 5 of 5 Finals

0 Stutz, Kathleen	39 SFTL-50	1:33.60
1 Riffe, Cameron	35 TXLA-43	1:14.53
2 Harrigan, Kelly	37 MMAC-48	1:08.11
3 Sawicz, Kasia	37 CHEL-6	1:11.69
4 Braniecki, Ashley	36 O*H*-18	1:18.39
5 González, Estefanía	18 MILEN	1:13.68
6 Krasnykova, Albina	22 UC06-6	1:14.00
7 Mathews, Laura	28 UC15-15	1:15.92
8 Schaffling, Staci	27 1776-8	1:24.00
9 Uzcategui, Andrea	32 SFTL-50	1:10.15

#9 Men 50 LC Meter Freestyle

Lane	Name	Age	Team	Seed Time
------	------	-----	------	-----------

Heat 1 of 22 Finals

1 Hall, Sid	86 O*H*-18	1:10.00
2 Ascherfeld, Ray	86 GCPS-15	42.19
3 Lockwood, Joel	87 MICH-19	42.00
4 Oyakawa, Yoshi	88 O*H*-18	45.00
5 Beach, Robert	91 SPM-14	1:03.98
6 McClow, Richard	90 LIB-21	42.09
7 Manheim, Frank	91 RMST-10	50.47

Heat 2 of 22 Finals

1 Carey, James	80 IAMA-40	41.63
2 Colyer, Bob	83 LOCO-55	39.43
3 Oakes, David	81 SHARK-14	39.00
4 Van Horn, William	83 TOC-38	33.99
5 Hamada, Ahmed	82 GOLD-50	38.10
6 Hutchings, Dick	80 NEM-2	39.21
7 Laux, Michael	80 SHARK-14	39.99
8 Lenard, Walt	84 ENSW-15	52.58

Heat 3 of 22 Finals

0 Snowwhite, Larry	75 RMST-10	44.93
1 Trimble, Gary	79 SHARK-14	38.01
2 Daniels, Larry	76 MAAC-38	37.00
3 Straka, Peter	78 PKP	35.00
4 Boak, Thomas	78 WMST-25	34.00
5 Amundsen, Joseph	76 1776-8	34.24
6 Claridge, Don	76 SHARK-14	35.73
7 Rehfeld, Barry	75 UC06-6	38.00
8 Spence, Thomas	77 O*H*-18	42.00

Heat 4 of 22 Finals

1 Motheral, Thomas	73 O*H*-18	37.50
2 Randel, Jim	72 CONN-5	35.00
3 Perez, Jim	71 UC48-48	34.50
4 Buda, Ronald	72 SHARK-14	33.52
5 Ryan, Bill	71 NEM-2	34.20
6 Meyer, Geoffrey	70 1776-8	34.80
7 Dorff, Peter	70 UC17-17	37.00
8 Beachler, Michael	70 NCMS-13	39.00

2021 USMS Long Course National Championship - 10/7/2021 to 10/10/2021

SPIRE Institute

Meet Program - Friday, October 8, 2021

Heat 5 (#9 Men 50 LC Meter Freestyle)

0	Dorsch, William	70 O*H*-18	32.90
1	Martin, Jack	70 SHARK-14	32.00
2	Olson, Chuck	71 MICH-19	32.00
3	Wright, Robert	71 MOVY-28	31.50
4	Middleton, Marc	70 YCFM-14	29.88
5	Walker, Rick	71 SHARK-14	31.50
6	Bernard, Alan	72 TAM-38	31.99
7	Terkel, Lawrence	74 O*H*-18	32.00
8	Couch, Bob	74 SHARK-14	32.50
9	Gianniny, Bruce	70 ROCH-4	33.33

Heat 6 of 22 Finals

1	Wickman, Craig	67 SKY-41	59.00
2	Tulin, Michael	67 ROSE-33	41.87
3	Wirtz, Charles	66 O*H*-18	34.50
4	Stager, Joel	69 DOC-16	32.08
5	Stein, Jim	69 MICH-19	34.00
6	Anaya, Cass	66 CONN-5	35.20
7	Abraham, David	68 UC03-3	42.00

Heat 7 of 22 Finals

0	Black, Boyd	65 IM-21	31.48
1	Knisely, Bill	65 GCPS-15	30.45
2	Thornton, James	69 1776-8	30.28
3	Keyser, Brian	65 1776-8	30.00
4	Gandee, Brad	67 RMST-10	29.28
5	Hartman, Richard	66 SMS-24	29.87
6	Hercher, Heinz	65 TCC-33	30.20
7	Dondi, Beda	66 SFTL-50	30.28
8	Bargar, Scott	65 LTDUB-17	30.72
9	Harris, Robert	66 SPP-33	31.76

Heat 8 of 22 Finals

0	Ritter, James	65 CSMT-17	28.65
1	Kahn, Roger	66 SHARK-14	28.50
2	Hedrick, Trip	67 UC30-30	27.94
3	Martin, Doug	68 LRM-23	27.60
4	Fields, John	65 RICE-25	27.00
5	Steynberg, Andre	65 SFTL-50	27.30
6	Neville, Richard	65 LSM-26	27.80
7	Groselle, Jack	67 SHARK-14	27.98
8	Williams, Bruce	68 RICE-25	28.60
9	Berting, David	65 NCMS-13	29.00

Heat 9 of 22 Finals

1	Assel, Mark	58 SHSH-18	33.21
2	Newman, Steven	59 SHARK-14	29.90
3	Doyle, Michael	57 LSM-26	29.42
4	Scott, David	55 PSM-36	29.50
5	Slabe, Michael	58 SHSH-18	31.00
6	Ryan, Jamie	55 UC18-18	40.75
7	Weiss, Patrick	62 MICH-19	41.00
8	Jihanian, Cedrick	60 ROSE-33	43.08

Heat 10 of 22 Finals

0	Mitchell, Richard	62 O*H*-18	31.97
1	Lehrer, Randy	60 UC18-18	31.27
2	Pogue, Jim	61 MICH-19	30.50
3	Fisher, Dennis	62 NAM-17	30.01
4	Davis, William	63 WMAC-20	29.23
5	Tapp, Jay	62 SFTL-50	29.91
6	Cohn, Lee	60 IM-21	30.02
7	Vehovec, Henry	63 SFTL-50	31.10
8	Matz, Michael	60 1776-8	31.65
9	Irwin, Bob	61 UC15-15	40.00

Heat 11 of 22 Finals

0	Strauss, Trip	63 LRM-23	29.00
1	Stultz, Todd	61 SHARK-14	28.53
2	Weissman, Greg	60 NEM-2	28.21
3	Guthrie, David	61 RICE-25	28.00
4	Merega, Roberto	61 SFTL-50	27.38
5	Young, Bruce	64 INDY-16	27.80
6	Bergman, Michael	61 PCY-17	28.09
7	Taylor, Thomas	62 ROSE-33	28.40
8	Parra, Francisco	64 SFTL-50	28.62
9	Burke, Tom	62 GRA-33	29.16

Heat 12 of 22 Finals

0	Faria, Jose	55 GSM-7	28.85
1	Oliva, Steve	55 PS-14	28.20
2	Christensen, Kurt	55 MICH-19	27.45
3	Boosin, Michael	55 CVMM-33	26.19
4	Hiltabiddle, Steve	55 1776-8	25.23
5	Unruh, Steven	55 NITR-43	25.39
6	Ekman, Evan	57 PALM-55	26.35
7	Pophal, Joe	55 O*H*-18	27.50
8	Bradshaw, John	55 SHARK-14	28.37
9	Coward, Andrew	55 INDY-16	29.09

Heat 13 of 22 Finals

0	Paskal, Kirk	54 UC50-50	29.90
1	Harman, Brad	53 LSM-26	29.38
2	Mc Kay, Matthew	50 NEM-2	29.00
3	Gaw, Mike	52 SFTL-50	28.20
4	Mehok, George	54 SHARK-14	27.90
5	White, Bill	51 TPIT-11	27.99
6	Bailey, Jeff	54 MICH-19	28.40
7	Torio, Coady	53 MICH-19	29.14
8	Callan, Sean	52 TRIDM-27	29.55
9	Blake, Logan	52 ROSE-33	34.25

Heat 14 of 22 Finals

0	Higgins, Anthony	52 GERM-10	27.61
1	Lane, Will	50 FDM-38	27.24
2	Connolly, James	52 RICE-25	26.80
3	Doane, Michael	51 TERR-10	26.75
4	Larkin, Mark	50 WMAC-20	26.10
5	Sheldon, Paul	51 CMS-32	26.12
6	Luebbe, James	54 SKY-41	26.79
7	Sandrini, Edison	53 NCMS-13	27.03
8	Power, Michael	53 SBM-33	27.53
9	Breitenbach, Ross	53 ROSE-33	27.75

Heat 15 of 22 Finals

2	Strzelecki, Richard	49 SFTL-50	35.00
3	Ohaimhirgin, Lochlainn	48 UC18-18	29.22
4	Baldwin, Craig	47 RMST-10	27.73
5	Dowd, Jeffrey	47 MINN-30	28.02
6	Palace, Mark	48 MELB-14	29.62
7	Donaldson, Shawn	46 ENSW-15	38.00

Heat 16 of 22 Finals

0	Nance, Chad	49 O*H*-18	27.50
1	Schwartz, Jason	46 SHARK-14	27.09
2	Karren, Kelly	48 CVMM-33	26.62
3	Raese, TR	49 IM-21	26.46
4	Barnes, Chuck	45 NEM-2	23.99
5	Rouse, Daniel	49 UC33-33	26.00
6	Krasykov, Volodymyr	48 MPNY-6	26.60
7	Klepchick, Paul	46 MLAC-11	27.00
8	Jeanpierre, Charles	45 PBM-50	27.28
9	Halloran, Ross	46 O*H*-18	27.59

Heat 17 of 22 Finals

2	Wenzel, Phil	38 SFTL-50	28.98
3	Schapiro, Adam	35 PCY-17	29.67
4	Lisnoff, Jeremy	42 1776-8	31.57
5	Benedict, Matthew	41 LND-18	32.09
6	Studt, Caleb	25 O*H*-18	31.42
7	Gorman, Jake	28 IM-21	35.00

Heat 18 of 22 Finals

0	Schwartz, Joshua	44 ROSE-33	29.00
1	Oldham, Brian	41 NAM-17	27.98
2	Goler, Jonathan	41 SFTL-50	27.48
3	Dallamura, Scott	43 NCMS-13	26.56
4	Kloppe, William	41 SHARK-14	25.45
5	Torres, Martin	44 SFTL-50	26.45
6	Nokta, Omar	42 CONN-5	27.25
7	Wallach, Ted	43 ARIZ-48	27.78
8	Zanjani, Brian	43 LTDUB-17	28.00
9	Strahota, Jeffrey	41 TERR-10	29.92

Heat 19 of 22 Finals

0	Wells, Geoff	39 BUMS-4	28.60
1	Parthasarathy, Vijay	36 LVM-33	27.00
2	Manzi, Francesco	35 SFTL-50	26.64
3	Hehn, Ronald	36 UC30-30	25.39
4	Ritter, Adam	36 CSMT-17	23.72
5	Sintjago, Rinaldo	39 SFTL-50	24.53
6	Snyder, Dan	37 GAJA-45	25.64
7	Fisher, Zachary	35 NAM-17	26.99
8	Paulling, Daniel	35 SHARK-14	28.00
9	Dunlap, Ryan	39 MAM-38	28.61

Heat 20 of 22 Finals

0	Anagnostakis, Fotios	32 GOLD-50	34.64
1	Taylor, Tim	34 ALEX-10	28.49
2	Bermudez, Juan	30 SFTL-50	25.70
3	Owen, Cameron	32 FSAM-16	24.00
4	Modrov, Drew	32 CHEL-6	23.57
5	Kukharskiy, Sergii	32 SDSM-44	24.00
6	Colalillo, Anthony	32 UC09-9	24.86
7	Sapp, Drew	32 UC18-18	26.35
8	Michael, Tyler	33 ENSW-15	28.50
9	Fiske, Aaron	29 ENSW-15	28.08

2021 USMS Long Course National Championship - 10/7/2021 to 10/10/2021

SPIRE Institute

Meet Program - Friday, October 8, 2021

Heat 21 (#9 Men 50 LC Meter Freestyle)

0	Stroinski, Bryan	26 ENSW-15	28.00
1	Carpenter, Harry	26 IM-21	27.00
2	Shozda, Alex	25 PAMS-26	26.00
3	Callahan, Keeler	27 NAM-17	25.03
4	Semenov, Nikita	26 BAC-44	24.50
5	Lupoli, Franco	27 SFTL-50	24.62
6	Mackrel, Julian	26 SFTL-50	25.50
7	Kolb, William	26 SKY-41	26.43
8	Woodrow, Blake	25 SFTL-50	27.50
9	Rutkin, Lance	27 SFTL-50	28.00

Heat 22 of 22 Finals

1	Buehler, Dylan	24 UC09-9	27.92
2	Quesada Cruz, Daniel	18 MILEN	27.67
3	Shekhter, Daniel	22 T2NM-14	26.10
4	Arnold, Joshua	22 PSM-36	23.00
5	Crispin, Birjan	23 IM-21	26.00
6	Portway, Bradley	23 TRIDM-27	26.38
7	Golski, Bradley	21 AAC-18	27.80
8	Kruszynski, Zane	23 SYL-17	28.52

#10 Women 50 LC Meter Freestyle

Lane	Name	Age Team	Seed Time
------	------	----------	-----------

Heat 1 of 13 Finals

1	Smith, Stephanie	79 SFTL-50	1:30.00
2	Manheim, Lucy	79 RMST-10	53.60
3	McDaniel, Georgia	75 IM-21	41.50
4	Uustal, Diann	75 SHARK-14	35.00
5	Kranpitz, Nancy	76 WMAC-20	46.80
6	Ensign, Jeanne	75 BSMT-31	1:03.00
7	Jaffe, Kristin	83 TAM-38	52.30

Heat 2 of 13 Finals

1	Spaulding, Kathy	74 RMST-10	58.24
2	Flinn, Emma	72 UC02-2	40.32
3	Atkinson, Fiona	71 NEM-2	38.98
4	Davis, Charlotte	71 TAM-38	32.60
5	Korsedal, Susan	71 LOCO-55	37.30
6	Carson, June	73 SHARK-14	40.15
7	Stapleton, Carol	72 IM-21	45.64

Heat 3 of 13 Finals

0	Rogers, Kimberly	62 DOC-16	49.48
1	Rosenbaum, Deborah	61 SFTL-50	45.77
2	Kenney, Teresa	60 LTDUB-17	40.33
3	Turner, Lisa	64 O*H*-18	36.16
4	Van Cleave, Julie	62 WMAC-20	35.78
5	Cantwell, Maureen	62 LTDUB-17	37.23
6	Migliozzi, Colette	61 UC15-15	40.77
7	Monahan, Becky	60 SFTL-50	46.98
8	Hypnar, Lisa	67 MICH-19	38.00
9	Kester-Hedrick, L'Louise	67 UC30-30	44.86

Heat 4 of 13 Finals

0	McNamara, Wendy	67 BSMT-31	37.00
1	Spence, Diane	68 O*H*-18	36.00
2	Boscacci, Elizabeth	65 SBM-33	33.06
3	Morrison, Lynn	67 LSM-26	31.82
4	Noyes, Penny	67 SKY-41	30.50
5	Hibben, Veronica	65 NOVA-33	30.72
6	Kryka, Nancy	66 SHARK-14	32.85
7	Falcigno, Pamela	66 SFTL-50	34.50
8	Haney, Kathy	65 MICH-19	36.00
9	Watts, Sue	67 SHARK-14	37.73

Heat 5 of 13 Finals

0	Groselle, Laura	61 SHARK-14	35.50
1	Kirkpatrick, Laura	61 SHARK-14	35.00
2	Hoppenrath, Terri	64 UC04-4	34.15
3	Grilli, Tracy	64 NEM-2	33.49
4	Mareb, Karen	63 NEM-2	31.34
5	Ganze, Cathy	64 SDSM-44	32.83
6	Burke, Barbara	60 1776-8	34.10
7	Marnoch, Caroline	60 PBM-50	34.33
8	Ritter, Susan	64 CSMT-17	35.15
9	Brightwell, Kim	61 RMST-10	35.54

Heat 6 of 13 Finals

1	Pulte, Noreen	59 WLAC-21	1:00.00
2	Cox, Lynn	58 LTDUB-17	41.30
3	Young, Pam	58 O*H*-18	35.00
4	Lipstreuer, Marilyn	55 OCCS-12	34.43
5	D'Arcy, Beth	57 UC18-18	34.90
6	Huguley, Veronique	57 4SWM-14	37.96
7	Castro Cabezas, Luz M	59 MILEN	45.36
8	Mulica, Kristin	40 AAC-18	36.33

Heat 7 of 13 Finals

0	Birnbrich, Beth	57 NAM-17	33.32
1	Gill, Paige	58 SHARK-14	32.86
2	Goodridge, Janet	59 IM-21	32.00
3	Wolff, Celia	55 NCMS-13	31.52
4	Kunovac, Jelena	57 TRB-33	30.59
5	Godges, Arlette	57 CVMM-33	31.00
6	Karas-Foltz, Bonnie	56 MICH-19	31.63
7	Buck, Corrin	57 MICH-19	32.06
8	Johnson, Mindy	58 RMST-10	33.00
9	Coughlin, Christy	56 IM-21	33.50

Heat 8 of 13 Finals

0	Doudikian-Scaff, Nayiri	51 ROSE-33	38.10
1	Brooks, Andrea	50 LTDUB-17	35.43
2	Nagel, Lynne	50 IM-21	32.33
3	Dombrowski, Andrea	54 SHARK-14	31.50
4	Plocek, Karina	52 CMS-32	30.99
5	Keller, Bridget	51 SHARK-14	31.19
6	Bass, Amy	51 RMST-10	31.81
7	Khalil, Heidi	50 ROSE-33	34.47
8	Druckenbrod, Cynthia	51 O*H*-18	35.90
9	Quinn, Jennifer	42 LTDUB-17	34.32

Heat 9 of 13 Finals

0	Angell, Ursula	49 ROSE-33	41.29
1	Kyff, Jennifer	48 WM-6	34.44
2	Wegner, Karin	49 TRB-33	33.12
3	Fisher, Heather	47 TPIT-11	32.99
4	Braun, Erika	49 NCMS-13	27.32
5	Maidenberg, Eve	45 CVMM-33	31.06
6	Bergmann, Kristen	49 O*H*-18	33.00
7	Damian, Mihaela	45 UC38-38	34.33
8	Rosenjack, Julie	47 UC18-18	41.00
9	Robayo, Sulay	49 SFTL-50	44.35

Heat 10 of 13 Finals

0	Sandner, Kathleen	44 SFTL-50	31.18
1	King, Ashley	41 SHARK-14	30.90
2	Martinez, Patty	41 RMST-10	29.75
3	McClellan, Jennifer	41 UC11-11	29.61
4	Stakem, Meredith	40 DCAC-10	28.82
5	Stump, Karen	43 NCMS-13	29.06
6	Keiber, Casey	44 SHARK-14	29.70
7	Grover, Mollie	40 TERR-10	29.92
8	McCormick, Heather	43 NAM-17	31.07
9	Pritchett, Jennifer	41 NICK-4	31.38

Heat 11 of 13 Finals

0	Hahn-Lawson, Andrea	36 O*H*-18	45.00
1	Cook, Emily	35 GBM-2	37.00
2	ODonnell, Meghan	38 ROSE-33	35.13
3	DiMonte, Cheryl	35 LTDUB-17	33.30
4	Geskos, Evangeline	38 UC10-10	30.98
5	Riffe, Cameron	35 TXLA-43	31.06
6	Erwin, Stephanie	39 UC10-10	33.40
7	Jonas, Blythe	39 LTDUB-17	35.42
8	Fall, JulieAnne	37 VALM-16	45.00

Heat 12 of 13 Finals

1	Maple, Katherine	33 TRIDM-27	32.59
2	Rodriguez, Wendy	34 SFTL-50	30.67
3	Tsuchiya, Ann	32 ROSE-33	29.50
4	Uzategui, Andrea	32 SFTL-50	28.30
5	Less, Kristen	31 UC33-33	29.46
6	Meier, Ella	30 CSMT-17	29.90
7	Smith, Sarah	33 TRIDM-27	32.59
8	Reininger, Susanne	32 ROSE-33	47.87

Heat 13 of 13 Finals

0	Osuna, Melissa	29 LBG-33	33.47
1	Schaffling, Staci	27 1776-8	31.81
2	Duraj, Michelle	29 ROSE-33	27.53
3	Polk, Jane	29 TRIDM-27	29.50
4	Promchitmart, Onshalee	29 SHARK-14	33.30
5	Morillo, Emmy	21 SFTL-50	31.25
6	Karas, Krystal	24 MICH-19	30.00
7	Krasykova, Albina	22 UC06-6	30.00
8	González, Estefanía	18 MILEN	30.86
9	Sauter, Arianna	24 MILEN	33.20

#11 Men 200 LC Meter Backstroke

Name	Age Team	Seed Time
1 Barnes, Chuck	45 NEM-2	2:12.53
2 Sussmeier, Robert	31 LSM-26	2:17.35
3 Paulk, David	28 UC06-6	2:20.00
4 Maxian, Ondrej	25 UC08-8	2:20.00
5 Higgins, Anthony	52 GERM-10	2:20.62

2021 USMS Long Course National Championship - 10/7/2021 to 10/10/2021

SPIRE Institute

Meet Program - Friday, October 8, 2021

#11 ... (Men 200 LC Meter Backstroke)			65 Dodson, Phil	68 IM-21	3:02.00	24 Brooks, Andrea	50 LTDUB-17	3:06.90	
6 Sapp, Drew	32 UC18-18	2:21.15	66 Washburn, Jonathan	64 NCMS-13	3:04.88	25 Wetzel, Denise	56 RMST-10	3:07.70	
7 Chia, Nei-Kuan	44 SHARK-14	2:21.99	67 Meyer, Geoffrey	70 1776-8	3:05.75	26 Brown, Denise	62 MICH-19	3:09.65	
8 Pokornowski, James	25 NICK-4	2:22.00	68 Beatty, Chuck	62 O*H*-18	3:10.00	27 Darlak, Kelly	41 NICK-4	3:10.00	
9 Jones, Brian	56 NAM-17	2:23.17	69 Black, Boyd	65 IM-21	3:11.50	28 Val, Laura	70 TAM-38	3:10.00	
10 Dickson, Kurt	54 GRA-33	2:23.79	70 Schwartz, Marvin	73 LRM-23	3:11.79	29 Kovatch, Shona	44 NAM-17	3:10.10	
11 Mc Kay, Matthew	50 NEM-2	2:25.00	71 Knisely, Bill	65 GCPS-15	3:15.00	30 Curry, Amanda	31 ROCH-4	3:13.41	
12 Chiappetta, Michael	49 MLAC-11	2:27.25	72 Bargar, Scott	65 LTDUB-17	3:15.21	31 Hyde, Faith	23 INDY-16	3:14.54	
13 Raese, TR	49 IM-21	2:28.14	73 Thompson, Frank	70 MICH-19	3:16.60	32 Bartkowiak, Sallie	56 MICH-19	3:15.00	
14 Gutnayer, Daniel	30 NAM-17	2:29.01	74 Mange, David	66 MICH-19	3:17.20	33 Kohn, Catherine	68 SLAM-22	3:15.00	
15 Perez, Arnaldo	59 SHARK-14	2:29.36	75 Keil, Mark	68 NEM-2	3:17.22	34 Kyff, Jennifer	48 WM-6	3:17.52	
16 Glaser-Garbrick, Dan	30 DAS-17	2:29.99	76 Wright, Robert	67 DOC-16	3:19.40	35 Uustal, Diann	75 SHARK-14	3:19.00	
17 Carroll, Stewart	51 LSM-26	2:30.00	77 Warner, Frank	72 PSM-36	3:19.48	36 Ganze, Cathy	64 SDSM-44	3:20.00	
18 Roddis, Charles	47 MICH-19	2:30.00	78 Taylor, James	55 UC24-24	3:20.00	37 Coughlin, Christy	56 IM-21	3:22.50	
19 Krishtal, Valeriy	56 SFTL-50	2:31.15	79 McColly, Michael	76 PSM-36	3:20.01	38 Kelly, Shawn	59 SFTL-50	3:24.77	
20 Carpenter, Harry	26 IM-21	2:33.36	80 Ryan, Bill	71 NEM-2	3:22.00	39 Larson, Linda	66 SFTL-50	3:25.03	
21 Stickle, Christopher	31 SPM-14	2:33.72	81 Arneson, Gaard	73 MICH-19	3:30.00	40 McNamara, Wendy	67 BSMT-31	3:25.70	
22 Palacios-wanke, Hans	53 SHARK-10	2:36.50	82 Boak, Thomas	78 WMST-25	3:30.00	41 Emmrich, Ann	64 IM-21	3:26.20	
23 Elshafei, Emad	55 TERR-10	2:37.76	83 Winokur, Eliot	77 PBM-50	3:52.00	42 Jameson, Christa	38 IM-21	3:27.96	
24 Nance, Chad	49 O*H*-18	2:38.00	84 Bernstein, Rich	75 AGUA-6	3:55.00	43 Korsedal, Susan	71 LOCO-55	3:34.69	
25 Frentsos, Paul	60 TSUN-38	2:38.00	85 Grassell, Duane	64 O*H*-18	3:57.46	44 Turner, Lisa	64 O*H*-18	3:37.93	
26 Malsbury, David	60 VMST-12	2:39.01	86 Cox, Daniel	61 O*H*-18	4:00.00	45 Lyman, Carolyn	71 UTAH-34	3:40.15	
27 Agudelo, Jorge	30 SDSM-44	2:39.20	87 Rehfeld, Barry	75 UC06-6	4:00.00	46 Duguay, Melissa	34 CONN-5	3:40.17	
28 Koons, Andrew	29 RMST-10	2:39.63	88 Oakes, David	81 SHARK-14	4:10.00	47 Damian, Mihaela	45 UC38-38	3:42.72	
29 Sanchez, Greg	64 NCMS-13	2:39.65	89 Ascherfeld, Ray	86 GCPS-15	4:29.53	48 McDowell, Teresa	71 SLAM-22	3:48.01	
30 Brackett, Bill	63 SHARK-14	2:40.00	90 Manheim, Frank	91 RMST-10	4:34.07	49 Stager, Nan	66 DOC-16	3:50.72	
31 Larson, Kyle	26 MICH-19	2:40.50	91 Karimi, Abbas	24 SFTL-50	4:38.43	50 McDaniel, Georgia	75 IM-21	3:56.00	
32 Day, Lawrence	70 MICH-19	2:41.05	92 Good, Larry	87 SLAM-22	4:39.41	51 Pohlmann, Mary	76 SLAM-22	4:05.01	
33 Archer, Branch	62 TXLA-43	2:42.82	93 Learnmonth, William	82 O*H*-18	5:00.00	52 Flinn, Emma	72 UC02-2	4:09.61	
34 Horwitz, Peter	57 SFTL-50	2:43.00	94 Bellem, Ray	85 ARIZ-48	5:10.00	53 Norton, Judith	64 O*H*-18	4:20.00	
35 Young, Bruce	64 INDY-16	2:43.09	95 Jones, Bruce	81 NAM-17	5:14.00	54 Dillon Stewart, Jane	79 WMAC-20	4:22.49	
36 Wray, James	50 SFTL-50	2:44.00	96 Rogers, Alfred	88 GAJA-45	5:17.80	55 Curran, Marcie	45 IM-21	4:30.00	
37 Ritter, James	65 CSMT-17	2:45.00	97 Beach, Robert	91 SPM-14	5:45.00	56 Mitchell, Carol	72 SHARK-14	4:40.71	
38 Bergford, Brian	39 CMS-32	2:46.00	98 Mitchell, John	82 SHARK-14	6:31.36	57 Manheim, Lucy	79 RMST-10	5:03.30	
39 Hsieh, Alan	28 SFTL-50	2:47.00	99 Mayer, Art	90 1776-8	7:05.02	58 Miller, Jan	78 SHARK-14	5:24.85	
40 Bober, Richard	70 NCMS-13	2:49.09	#12 Women 200 LC Meter Backstroke			59 Yoder, Margie	69 CMS-32	5:30.00	
41 Sheldon, Paul	51 CMS-32	2:49.12	Name	Age Team	Seed Time	60 King, Sarah	38 CONN-5	6:45.00	
42 Colburn, Christopher	49 ABM-21	2:50.00	1 Harrigan, Kelly	37 MMAC-48	2:25.85	#13 Men 100 LC Meter Breaststroke			
43 Seibt, Andreas	63 IM-21	2:50.00	2 Ramirez, Valery N	22 MILEN	2:34.57	Lane	Name	Age Team	Seed Time
44 Birnbrich, Chris	58 NAM-17	2:50.00	3 Grover, Mollie	40 TERR-10	2:42.02	Heat 1 of 14 Finals			
45 Miller, Korry	46 NICK-4	2:50.00	4 McCormick, Heather	43 NAM-17	2:45.63	2 Hahm, Martin	80 PSCM-48	4:22.22	
46 Shead, Timothy	69 SFTL-50	2:50.00	5 Younkins, Karen	35 MICH-19	2:45.78	3 Colyer, Bob	83 LOCO-55	2:00.29	
47 Rubocki, John	51 SAWS-59	2:50.25	6 Stewart, Ann	51 SHARK-14	2:48.50	4 Freshley, Mike	80 SHARK-14	1:39.15	
48 Power, Michael	53 SBM-33	2:51.03	7 Davidson, Michelle	51 GSM-7	2:48.76	5 Laux, Michael	80 SHARK-14	2:18.99	
49 Hsieh, Adam	29 SFTL-50	2:51.21	8 Sprowls, Elizabeth	27 UC11-11	2:49.71	6 Lockwood, Joel	87 MICH-19	2:00.00	
50 Hendrick, Marty	63 SFTL-50	2:51.30	9 Varlas, Melissa	48 SHARK-14	2:51.22	7 Bellem, Ray	85 ARIZ-48	2:20.00	
51 Paskal, Kirk	54 UC50-50	2:52.65	10 Pellegrini, Traci	52 COLU-9	2:52.85	Heat 2 of 14 Finals			
52 McFarland, James	62 NCMS-13	2:54.00	11 McPherson, Chris	54 ENSW-15	2:52.87	1 Trimble, Gary	79 SHARK-14	2:04.44	
53 Monahan, Jim	58 SFTL-50	2:54.70	12 Gianniny, Dana	52 ROCH-4	2:53.43	2 Olzmann, Kurt	76 MICH-19	1:45.00	
54 Lorenz, Andreas	60 DADS-25	2:55.00	13 Vazquez, Maria	56 NCMS-13	2:55.00	3 Reed, Ed	78 SHARK-14	1:41.47	
55 Newman, Steven	59 SHARK-14	2:55.00	14 Gagnon, Caitlin	27 PCY-17	2:55.09	4 Peterson, Steve	75 PSM-36	1:34.40	
56 Edgerton, Karl	59 OPA-32	2:56.70	15 Shuck, Susie	56 INDY-16	2:55.63	5 Boak, Thomas	78 WMST-25	1:40.00	
57 Anderson, Earl	57 NCMS-13	2:58.97	16 Hug, Laurie	56 1776-8	2:57.52	6 List, Robert	76 GSMS-55	1:41.90	
58 Nixon, John	66 SPM-14	2:59.52	17 Goodridge, Janet	59 IM-21	2:59.00	7 Mueller, Lawrence	77 WMAC-20	1:59.53	
59 Matz, Michael	60 1776-8	2:59.63	18 Keller, Bridget	51 SHARK-14	2:59.00	8 Pohlmann, John	78 SLAM-22	2:12.43	
60 Rysdon, Jon	70 RMST-10	3:00.00	19 Braniecki, Ashley	36 O*H*-18	2:59.15				
61 Burns, Richard	78 TAM-38	3:00.00	20 Campbell, Patricia	57 RIDG-26	3:00.00				
62 Treiman, Gerald	61 UC34-34	3:00.00	21 Crusco, Kysa	45 NEM-2	3:05.00				
63 Burbank, Gerald	62 CONN-5	3:00.30	22 D'Arcy, Beth	57 UC18-18	3:05.00				
64 Denault, Charles	58 SHARK-14	3:00.36	23 Hung, Maria	61 SFTL-50	3:06.60				

2021 USMS Long Course National Championship - 10/7/2021 to 10/10/2021

SPIRE Institute

Meet Program - Friday, October 8, 2021

Heat 3 (#13 Men 100 LC Meter Breaststroke)

0	Jihanian, Cedrick	60 ROSE-33	2:24.31
1	Lehrer, Randy	60 UC18-18	1:32.23
2	Halley, Franklin	64 DAS-17	1:27.19
3	Burke, Tom	62 GRA-33	1:27.51
4	Mitchell, Richard	62 O*H*-18	1:35.06
5	Terkel, Lawrence	74 O*H*-18	1:48.00
6	Wright, Robert	71 MOVY-28	1:25.50
7	Dougherty, Stephen	70 1776-8	1:36.00
8	Norek, Francis	65 RBAY-7	1:49.84
9	Abraham, David	68 UC03-3	1:55.00

Heat 4 of 14 Finals

0	Anderson, Bob	66 PCCM-38	1:34.00
1	Anderson, Jay	65 MINN-30	1:27.00
2	Groselle, Jack	67 SHARK-14	1:22.96
3	Von Hoffmann, Gerard	65 SDSM-44	1:22.00
4	Neville, Richard	65 LSM-26	1:19.00
5	Parker, Randy	67 MICH-19	1:21.00
6	Keyser, Brian	65 1776-8	1:22.25
7	Shead, Timothy	69 SFTL-50	1:23.00
8	Connor, Tracy	65 UC29-29	1:32.00
9	Finn, Peter	67 DOC-16	1:38.50

Heat 5 of 14 Finals

0	Holmberg, Tom	63 IM-21	1:25.50
1	Bergman, Michael	61 PCY-17	1:25.25
2	Vehovec, Henry	63 SFTL-50	1:24.06
3	Taylor, Thomas	62 ROSE-33	1:19.17
4	Guthrie, David	61 RICE-25	1:11.78
5	Naylor, Jeff	63 NAM-17	1:16.50
6	Weissman, Greg	60 NEM-2	1:23.78
7	Burbank, Gerald	62 CONN-5	1:25.01
8	Malsbury, David	60 VMST-12	1:25.45
9	Kochendorfer, James	61 MINN-30	1:26.62

Heat 6 of 14 Finals

2	Palace, Mark	48 MELB-14	1:23.30
3	Dowd, Jeffrey	47 MINN-30	1:20.14
4	McConkey, Craig	46 SHARK-14	1:23.00
5	Conley, Scotty	51 WMAC-20	1:26.00
6	Harman, Brad	53 LSM-26	1:35.70
7	Wyckoff, Ben	57 CONN-5	1:28.13

Heat 7 of 14 Finals

0	Thompson, Anthony	57 MOVY-28	1:26.66
1	Elshafei, Emad	55 TERR-10	1:25.00
2	Scott, David	55 PSM-36	1:23.50
3	Beatty, Dan	55 GAJA-45	1:21.50
4	Frentsos, Jerome	56 DCAC-10	1:11.97
5	Esko, Kevin	55 PSM-36	1:20.00
6	Christensen, Kurt	55 MICH-19	1:22.90
7	Oliva, Steve	55 PS-14	1:25.00
8	Turocy, Gregory	58 O*H*-18	1:26.20
9	Correa-Marrero, Pedro	59 SFTL-50	1:27.10

Heat 8 of 14 Finals

0	Lucero, Michael	51 GRA-33	1:23.69
1	Wharton, David	52 NAM-17	1:18.69
2	Luebbe, James	54 SKY-41	1:16.11
3	White, Bill	51 TPIT-11	1:14.50
4	Solano, Abraham	52 BEST-41	1:12.00
5	Connolly, James	52 RICE-25	1:13.00
6	Williams, Neill	53 DCAC-10	1:15.53
7	Landreth, John	51 KENM-17	1:17.50
8	Doane, Michael	51 TERR-10	1:20.00
9	Ronau, Matt	50 SKY-41	1:24.75

Heat 9 of 14 Finals

0	Baldwin, Craig	47 RMST-10	1:18.06
1	Jeanpierre, Charles	45 PBM-50	1:16.51
2	Klepchick, Paul	46 MLAC-11	1:15.00
3	Morris, Richard	45 SFTL-50	1:11.30
4	Comings, Jeff	47 DDSA-48	1:05.29
5	Rose, Cameron	46 O*H*-18	1:09.52
6	Hill, Keith	47 NAM-17	1:12.75
7	Dunson, David	49 NCMS-13	1:15.00
8	El Dokor, Tarek	46 PSCM-48	1:17.28
9	Krasykov, Volodymyr	48 MPNY-6	1:18.20

Heat 10 of 14 Finals

1	Strahota, Jeffrey	41 TERR-10	1:25.21
2	Durieux, Chad	42 ROSE-33	1:17.17
3	Spoon, Ryan	40 BERK-7	1:13.60
4	Bermudez, Oscar	43 COOG-25	1:10.86
5	Filion, Guillaume	42 SFTL-50	1:11.80
6	Groselle, John	42 SHARK-14	1:16.55
7	Lisnoff, Jeremy	42 1776-8	1:24.58
8	Goshorn, John	42 TRIDM-27	1:33.90

Heat 11 of 14 Finals

0	Bergford, Brian	39 CMS-32	1:28.00
1	Schapiro, Adam	35 PCY-17	1:23.21
2	Bouchard, Trevor	39 HANVR	1:14.79
3	Hehn, Ronald	36 UC30-30	1:05.96
4	Ritter, Adam	36 CSMT-17	1:04.30
5	Wells, Geoff	39 BUMS-4	1:04.69
6	Snyder, Dan	37 GAJA-45	1:14.08
7	Hunte, Rod	39 GSMS-55	1:15.61
8	Wenzel, Phil	38 SFTL-50	1:24.00

Heat 12 of 14 Finals

1	Anagnostakis, Fotios	32 GOLD-50	2:01.38
2	Lavado, Marcos	30 SFTL-50	1:10.63
3	Materniak, Eric	30 RMST-10	1:06.43
4	Kukharskyi, Sergii	32 SDSM-44	1:04.57
5	Warner, Adam	34 SHARK-14	1:09.45
6	Colalillo, Anthony	32 UC09-9	1:12.99
7	Kolb, William	26 SKY-41	1:18.59
8	Fiske, Aaron	29 ENSW-15	1:30.00

Heat 13 of 14 Finals

0	Hsieh, Adam	29 SFTL-50	1:18.00
1	Hsieh, Alan	28 SFTL-50	1:15.00
2	Kvachkoff, Andrew	26 UC16-16	1:14.15
3	Mackrel, Julian	26 SFTL-50	1:12.00
4	Rosenbaum, Ryan	27 SFTL-50	1:10.00
5	Gunn, Matthew	28 GMUP-10	1:12.00
6	Kertesz, Kristof	28 SFTL-50	1:13.69
7	Le, Michael	26 NICK-4	1:15.00
8	Foreman, Aaron	29 O*H*-18	1:17.00
9	Stroinski, Bryan	26 ENSW-15	1:18.00

Heat 14 of 14 Finals

3	Golski, Bradley	21 AAC-18	1:22.14
4	DelGrosso, Giorgio	23 UC33-33	1:03.93
5	Shekhter, Daniel	22 T2NM-14	1:17.10
6	Waterman, Chase	22 UC18-18	1:23.57

#14 Women 100 LC Meter Breaststroke

Lane	Name	Age	Team	Seed Time
------	------	-----	------	-----------

Heat 1 of 9 Finals

1	Meyers, Susan	79	SHARK-14	2:13.00
2	Webb, Linda	76	SFTL-50	2:06.07
3	Boak, Carolyn	76	WMST-25	2:00.00
4	Kranpitz, Nancy	76	WMAC-20	2:10.00
5	Jaffe, Kristin	83	TAM-38	2:16.00
6	Easton, Luise	83	O*H*-18	2:35.00
7	Stapleton, Carol	72	IM-21	2:18.53
8	Gillies, Judy	73	ARIZ-48	2:19.74

Heat 2 of 9 Finals

0	Wagner, June	71	UC17-17	2:09.00
1	Atkinson, Fiona	71	NEM-2	1:57.34
2	Davis, Charlotte	71	TAM-38	1:37.00
3	Loftus-Charley, Shirley	70	VMST-12	1:55.00
4	Carson, June	73	SHARK-14	2:08.00
5	Smith, Melinda	69	O*H*-18	1:59.00
6	Spence, Diane	68	O*H*-18	1:46.82
7	Estel, Beth	65	NEM-2	1:35.00
8	Kohn, Catherine	68	SLAM-22	1:45.00
9	Pendergast, Paula	67	MINN-30	1:55.74

Heat 3 of 9 Finals

0	Travers, Cyndy	61	UC30-30	2:30.00
1	Marshfield, Ann	63	O*H*-18	1:58.80
2	Groselle, Laura	61	SHARK-14	1:47.00
3	Van Cleave, Julie	62	WMAC-20	1:42.39
4	Mareb, Karen	63	NEM-2	1:31.66
5	Brightwell, Kim	61	RMST-10	1:39.21
6	Savage, Mary Anne	61	NCMS-13	1:44.54
7	Emmrich, Ann	64	IM-21	1:55.14
8	Moore Barnett, Barbara	61	MVN-33	2:14.50
9	Pulte, Noreen	59	WLAC-21	2:25.00

2021 USMS Long Course National Championship - 10/7/2021 to 10/10/2021

SPIRE Institute

Meet Program - Friday, October 8, 2021

Heat 4 (#14 Women 100 LC Meter Breaststroke)

0	Osgood, Nancy	59 SRQM-14	1:59.71
1	Uppstrom, Noreen	57 1776-8	1:44.78
2	Wetzel, Denise	56 RMST-10	1:37.52
3	Weiderman, Jennifer	55 CVMM-33	1:29.00
4	Buck, Corrin	57 MICH-19	1:25.68
5	Karas-Foltz, Bonnie	56 MICH-19	1:28.00
6	Froehlich, Kathryn	59 IM-21	1:36.50
7	Lipstreuer, Marilyn	55 OCCS-12	1:44.48
8	Gonzalez, Ana Lucia	59 MILEN	1:48.21
9	Cox, Lynn	58 LTDUB-17	2:05.00

Heat 5 of 9 Finals

1	Low, Linda	50 LTDUB-17	1:39.62
2	Ceddia, Lisa	51 LTDUB-17	1:34.91
3	Pellegrini, Traci	52 COLU-9	1:33.04
4	Simmons, Cheryl	54 ROSE-33	1:26.33
5	Lane, Tanya	50 FDM-38	1:27.50
6	Khalil, Heidi	50 ROSE-33	1:33.11
7	Master-Rogers, Julie	54 MICH-19	1:38.60
8	Spangler, Karen	51 IM-21	2:02.02

Heat 6 of 9 Finals

1	Angell, Ursula	49 ROSE-33	1:46.49
2	Wegner, Karin	49 TRB-33	1:37.30
3	Mack, Tara	49 NEM-2	1:34.23
4	Jean, Maud	45 SFTL-50	1:24.14
5	Hoover, Molly	45 IM-21	1:28.00
6	Fisher, Heather	47 TPIT-11	1:34.43
7	Rosenblat, Daniela	46 SFTL-50	1:44.47
8	Tabaj, Kristi	48 O*H*-18	1:53.00

Heat 7 of 9 Finals

2	Tan, Camille	41 IM-21	1:49.57
3	McClellan, Jennifer	41 UC11-11	1:24.65
4	Keiber, Casey	44 SHARK-14	1:19.67
5	Stump, Karen	43 NCMS-13	1:23.09
6	Sandner, Kathleen	44 SFTL-50	1:32.05

Heat 8 of 9 Finals

0	Erwin, Stephanie	39 UC10-10	1:38.40
1	Cook, Emily	35 GBM-2	1:37.00
2	Younkins, Karen	35 MICH-19	1:29.94
3	Geskos, Evangeline	38 UC10-10	1:24.92
4	Sawicz, Kasia	37 CHEL-6	1:25.69
5	Flessert, Amy	37 NORT-30	1:36.67
6	Stutz, Kathleen	39 SFTL-50	1:38.15
7	Jameson, Christa	38 IM-21	2:02.02
8	Ross, Kim	33 UC18-18	2:06.45
9	Reininger, Susanne	32 ROSE-33	2:08.65

Heat 9 of 9 Finals

0	Tonelli, Marlena	33 TERR-10	1:32.04
1	Rys, Lauren	30 SYL-17	1:27.01
2	Singleton, Amanda	32 SFTL-50	1:30.29
3	Smith, Sarah	33 TRIDM-27	1:36.35
4	Cohn, Erin	28 SHSH-18	1:25.00
5	Sharpe, Anna	29 UC35-35	1:15.95
6	Duraj, Michelle	29 ROSE-33	1:18.43
7	Fried, Brittany	24 SHARK-14	1:27.44
8	Karas, Krystal	24 MICH-19	1:30.00



SMART GOGGLE × *SWIM*.COM

Powered by *Ciye*™

The FINIS Smart Goggle has been named the Official Smart Goggle of Swim.com

The Smart Goggle tracks your entire workout and records every detail to the Ciye™ app. Now, just connect the app to Swim.com and automatically upload all your workouts to the official training platform of USMS!

Grab a new Smart Goggle and start swimming smarter today!

FINISswim.com/smartgoggle

FINIS®
simplify swimming

Day 3—Saturday, October 9

Warm-up: 6:30 a.m. – 7:50 a.m.

Check-in Deadline for Day 3

All events 200 meters yards and longer are positive check-in events. Check-in may be done in person at the registration area or online at usms.org.

Men's 400 freestyle 200 breaststroke 200 butterfly	Monday 7 a.m.-Friday 7 p.m.
---	------------------------------------

Please note: If you do not check in by the deadline, you will not be seeded; there are no exceptions.

Meet Start: 8 a.m.

Men	Event start time	Event	Event start time	Women
17	8 a.m.	Men's 400 freestyle		---
30-minute warm-up break				
19	10:10 a.m.	100 freestyle	10:50 a.m.	20
21	11:20 a.m.	200 breaststroke	12:05 p.m.	22
30-minute warm-up break				
23	1:10 p.m.	50 backstroke	1:30 p.m.	24
25	1:50 p.m.	200 butterfly	2:25 p.m.	26
27	3 p.m.	Mixed 200 freestyle relay		---
10-minute break (no warm-up)				
29	3:40 p.m.	200 medley relay	3:55 p.m.	30
<i>Approximate finish time 4:15 p.m.</i>				

PLEASE NOTE:

The timeline is only a guide for use in determining the approximate start of all events. We may run ahead or behind the estimate. It is all swimmers' responsibility to get to the pool well before their events and be behind the blocks before their start.



From the creators of **Meet Manager, Team Manager & Meet Mobile**

SAY HELLO TO ACTIVE HY-TEK SWIM MANAGER

Your all-in-one **online swim management solution**



Make a Splash Today!

Check out a live demo by going to www.learn.activeendurance.com/active-hytek-live-demo
 888.906.7010 | swim.info@activenetwork.com | activeswim.com



2021 USMS Long Course National Championship - 10/7/2021 to 10/10/2021

SPIRE Institute

Meet Program - Saturday, October 9, 2021

#17 Men 400 LC Meter Freestyle

Name	Age Team	Seed Time
1 Lupoli, Franco	27 SFTL-50	4:19.17
2 Pokornowski, James	25 NICK-4	4:20.00
3 Glaser-Garbrick, Dan	30 DAS-17	4:21.56
4 Rivera, Bryan	37 GERM-10	4:25.00
5 Unruh, Steven	55 NITR-43	4:25.78
6 Sapp, Drew	32 UC18-18	4:30.52
7 Dickson, Kurt	54 GRA-33	4:31.48
8 Maxian, Ondrej	25 UC08-8	4:32.00
9 Perez, Arnaldo	59 SHARK-14	4:34.10
10 Paulk, David	28 UC06-6	4:35.00
11 Pierce, Jonathan	28 GRA-33	4:36.05
12 Stickle, Christopher	31 SPM-14	4:36.22
13 Carpenter, Harry	26 IM-21	4:37.56
14 Carroll, Stewart	51 LSM-26	4:40.00
15 Helander, Aaron	26 MICH-19	4:40.67
16 Kloppe, William	41 SHARK-14	4:41.36
17 Woodrow, Blake	25 SFTL-50	4:42.83
18 Kemmerling, Steven	42 NASH-15	4:44.00
19 Valle, Ramon	45 AWJ-45	4:45.00
20 McKinley, Ryan	46 NAM-17	4:45.40
21 Palacios-wanke, Hans	53 SHARK-14	4:46.01
22 Filion, Guillaume	42 SFTL-50	4:48.10
23 Quagliano, Bill	50 NICK-4	4:51.96
24 Gerard, William	29 CONN-5	4:52.32
25 Campbell, Marshall	56 RIDG-26	4:53.00
26 Lucero, Michael	51 GRA-33	4:57.72
27 Strauss, Trip	63 LRM-23	4:58.00
28 Archer, Branch	62 TXLA-43	4:58.59
29 Hunte, Rod	39 GSMS-55	5:00.00
30 Young, Bruce	64 INDY-16	5:00.00
31 Wray, James	50 SFTL-50	5:00.00
32 Sabala, Michael	41 CHEL-6	5:00.23
33 Koons, Andrew	29 RMST-10	5:00.43
34 Mijares, Jorge	54 SFTL-50	5:01.10
35 Narodick, Phil	36 MAM-38	5:01.26
36 Johnston, Mark	61 FLOW-31	5:03.00
37 Soboslay, Stephen	21 AAC-18	5:04.15
38 Lorenz, Andreas	60 DADS-25	5:05.00
39 Strahota, Jeffrey	41 TERR-10	5:05.05
40 Quesada Cruz, Daniel	18 MILEN	5:07.16
41 Cooney, Rob	42 UC11-11	5:07.91
42 Gilyazov, Rinat	62 UCLUB	5:08.00
43 Callahan, Jim	64 NAM-17	5:08.33
44 Palmer, William	60 NAM-17	5:10.00
45 Thomas, Bruce	64 NOVA-33	5:10.00
46 Harris, Patrick	59 ENSW-15	5:10.50
47 Edgerton, Karl	59 OPA-32	5:11.17
48 Newman, Steven	59 SHARK-14	5:12.15
49 Walker, Rick	71 SHARK-14	5:14.00
50 Wallach, Ted	43 ARIZ-48	5:14.13
51 Costa Sitja, Marc	35 ROSE-33	5:14.15
52 Fischer, Andy	54 SFTL-50	5:15.00
53 Agudelo, Jorge	30 SDSM-44	5:15.25
54 Gooding, Jack	68 LRM-23	5:15.36
55 Birnbrich, Chris	58 NAM-17	5:15.50
56 Tujo, Christian	50 OREG-37	5:15.50
57 Chambers, John	66 AGUA-6	5:17.00
58 Collier, Scott	67 AKMS-56	5:17.00

59 Colburn, Christopher	49 ABM-21	5:17.97
60 Hartman, Richard	66 SMS-24	5:18.65
61 Borsuk, Edward	68 O*H*-18	5:20.00
62 Dondi, Beda	66 SFTL-50	5:20.00
63 Duguay, Robert	36 CONN-5	5:20.29
64 McNelis, Patrick	39 NICK-4	5:20.29
65 Chiappetta, Michael	49 MLAC-11	5:21.24
66 Gallant, John	61 MATM-11	5:24.20
67 Gande, Brad	67 RMST-10	5:24.57
68 Berting, David	65 NCMS-13	5:25.00
69 Breitenbach, Ross	53 ROSE-33	5:25.00
70 Thornton, James	69 1776-8	5:25.76
71 Meade, Matthew	56 MLAC-11	5:26.56
72 Zanjani, Brian	43 LTDUB-17	5:26.68
73 Bibler, Brian	44 NICK-4	5:28.00
74 Slabe, Michael	58 SHS-18	5:28.51
75 Washburn, Jonathan	64 NCMS-13	5:28.88
76 Sturdy, Patrick	52 MICH-19	5:30.00
77 Kerns, Hubie	72 SFTL-50	5:30.00
78 Phillips, Mike	65 ENSW-15	5:35.05
79 Schwartz, Marvin	73 LRM-23	5:35.44
80 Denault, Charles	58 SHARK-14	5:36.00
81 Beatty, Chuck	62 O*H*-18	5:37.30
82 Seibt, Andreas	63 IM-21	5:40.00
83 Davis, William	63 WMAC-20	5:40.23
84 Burke, Tom	62 GRA-33	5:40.78
85 Martin, Jack	70 SHARK-14	5:42.00
86 Clemmons, Jim	71 SAWS-59	5:49.50
87 Olson, Chuck	71 MICH-19	5:50.00
88 Couch, Bob	74 SHARK-14	5:50.00
89 Reed, Ed	78 SHARK-14	5:54.26
90 Dutta, Justin	30 MLAC-11	6:00.00
91 Cheney, Stephen	72 UC10-10	6:00.00
92 Taylor, James	55 UC24-24	6:00.00
93 Goldberg, Bruce	70 UC26-26	6:08.18
94 Arneson, Gaard	73 MICH-19	6:10.00
95 McColly, Michael	76 PSM-36	6:10.01
96 Thompson, Frank	70 MICH-19	6:18.92
97 Gianniny, Bruce	70 ROCH-4	6:20.08
98 Watterson, David	63 TPIT-11	6:22.69
99 Fogg, Stephen	73 PSM-36	6:24.15
100 Perez, Jim	71 UC48-48	6:25.00
101 McCardle, Kevin	66 O*H*-18	6:26.33
102 Marburger, David	67 O*H*-18	6:47.09
103 Mange, David	66 MICH-19	6:52.00
104 Wright, David	71 DOC-16	6:59.00
105 Winokur, Eliot	77 PBM-50	7:00.00
106 Hsieh, Adam	29 SFTL-50	7:00.00
107 Hsieh, Alan	28 SFTL-50	7:00.00
108 Rehfeld, Barry	75 UC06-6	7:00.00
109 Hutchings, Dick	80 NEM-2	7:10.61
110 Daniels, Larry	76 MAAC-38	7:15.00
111 Van Horn, William	83 TOC-38	7:15.00
112 Snowwhite, Larry	75 RMST-10	7:49.00
113 Mueller, Lawrence	77 WMAC-20	7:59.76
114 Hamada, Ahmed	82 GOLD-50	8:00.00
115 Lockwood, Joel	87 MICH-19	8:00.00
116 Cannamela, Donald	75 NICK-4	8:00.00
117 Dorff, Peter	70 UC17-17	8:00.00
118 Laux, Michael	80 SHARK-14	8:08.00
119 Cazort, Barney	78 NASH-15	8:29.99

120 Carey, James	80 IAMA-40	8:58.73
121 Hall, Sid	86 O*H*-18	10:30.00
122 Beach, Robert	91 SPM-14	10:30.00
123 Rogers, Alfred	88 GAJA-45	13:31.73
124 Akbar, Clyde	73 SFTL-50	14:23.38
125 Mitchell, John	82 SHARK-14	14:45.01

#19 Men 100 LC Meter Freestyle

Lane	Name	Age Team	Seed Time
Heat 1 of 20 Finals			
2	Hall, Sid	86 O*H*-18	2:20.00
3	Ascherfeld, Ray	86 GCPS-15	1:44.30
4	Oyakawa, Yoshi	88 O*H*-18	1:50.00
5	Beach, Robert	91 SPM-14	2:11.00
6	Manheim, Frank	91 RMST-10	2:22.02
7	Wickman, Craig	67 SKY-41	2:38.13
Heat 2 of 20 Finals			
0	Lenard, Walt	84 ENSW-15	2:11.58
1	Carey, James	80 IAMA-40	1:42.56
2	Hamada, Ahmed	82 GOLD-50	1:39.00
3	Colyer, Bob	83 LOCO-55	1:32.29
4	Van Horn, William	83 TOC-38	1:26.00
5	Hutchings, Dick	80 NEM-2	1:29.66
6	Oakes, David	81 SHARK-14	1:36.00
7	Laux, Michael	80 SHARK-14	1:39.99
8	Jones, Bruce	81 NAM-17	1:45.15
Heat 3 of 20 Finals			
0	Cazort, Barney	78 NASH-15	1:49.30
1	Cannamela, Donald	75 NICK-4	1:40.00
2	Claridge, Don	76 SHARK-14	1:26.03
3	Daniels, Larry	76 MAAC-38	1:25.00
4	Burns, Richard	78 TAM-38	1:09.50
5	Amundsen, Joseph	76 1776-8	1:17.63
6	Rehfeld, Barry	75 UC06-6	1:26.00
7	Trimble, Gary	79 SHARK-14	1:27.02
8	Spence, Thomas	77 O*H*-18	1:43.85
Heat 4 of 20 Finals			
2	Abraham, David	68 UC03-3	1:38.00
3	Stein, Jim	69 MICH-19	1:26.00
4	Black, Boyd	65 IM-21	1:11.69
5	Anaya, Cass	66 CONN-5	1:17.20
6	Marburger, David	67 O*H*-18	1:35.00
7	Tulin, Michael	67 ROSE-33	1:38.89
8	Motheral, Thomas	73 O*H*-18	1:27.00
Heat 5 of 20 Finals			
0	Terkel, Lawrence	74 O*H*-18	1:18.00
1	Buda, Ronald	72 SHARK-14	1:17.25
2	Meyer, Geoffrey	70 1776-8	1:15.70
3	Bernard, Alan	72 TAM-38	1:11.99
4	Walker, Rick	71 SHARK-14	1:08.00
5	Couch, Bob	74 SHARK-14	1:11.00
6	Olson, Chuck	71 MICH-19	1:12.00
7	Dorsch, William	70 O*H*-18	1:16.90
8	Gianniny, Bruce	70 ROCH-4	1:17.89
9	Arneson, Gaard	73 MICH-19	1:23.00

2021 USMS Long Course National Championship - 10/7/2021 to 10/10/2021

SPIRE Institute

Meet Program - Saturday, October 9, 2021

Heat 6 (#19 Men 100 LC Meter Freestyle)

0	Dodson, Phil	68 IM-21	1:11.00
1	Syphers, Dale	65 MESC-2	1:10.24
2	Dondi, Beda	66 SFTL-50	1:10.00
3	Martin, Doug	68 LRM-23	1:08.00
4	Berting, David	65 NCMS-13	1:06.00
5	Hercher, Heinz	65 TCC-33	1:07.50
6	Knisely, Bill	65 GCPS-15	1:09.69
7	Kahn, Roger	66 SHARK-14	1:10.00
8	Bargar, Scott	65 LTDUB-17	1:10.81
9	Stager, Joel	69 DOC-16	1:11.33

Heat 7 of 20 Finals

0	Thornton, James	69 1776-8	1:06.00
1	Williams, Bruce	68 RICE-25	1:05.00
2	Hedrick, Trip	67 UC30-30	1:04.14
3	Fields, John	65 RICE-25	1:01.50
4	Steynberg, Andre	65 SFTL-50	1:01.10
5	Groselle, Jack	67 SHARK-14	1:01.38
6	Ritter, James	65 CSMT-17	1:01.90
7	Gooding, Jack	68 LRM-23	1:04.67
8	Hartman, Richard	66 SMS-24	1:05.08
9	Gandee, Brad	67 RMST-10	1:06.00

Heat 8 of 20 Finals

0	Weiss, Patrick	62 MICH-19	1:36.00
1	Matz, Michael	60 1776-8	1:09.88
2	Cohn, Lee	60 IM-21	1:09.00
3	Pogue, Jim	61 MICH-19	1:07.00
4	Fisher, Dennis	62 NAM-17	1:06.46
5	Tapp, Jay	62 SFTL-50	1:06.70
6	Sherry, Thomas	60 UC36-36	1:09.00
7	Davis, William	63 WMAC-20	1:09.84
8	Irwin, Bob	61 UC15-15	1:30.00
9	Jihanian, Cedrick	60 ROSE-33	1:42.23

Heat 9 of 20 Finals

0	Weissman, Greg	60 NEM-2	1:05.64
1	Strauss, Trip	63 LRM-23	1:04.44
2	Johnston, Mark	61 FLOW-31	1:03.50
3	Merega, Roberto	61 SFTL-50	1:02.30
4	Young, Bruce	64 INDY-16	1:02.00
5	Hassan, Amro	62 MEDM-18	1:02.00
6	Taylor, Thomas	62 ROSE-33	1:02.40
7	Stultz, Todd	61 SHARK-14	1:03.89
8	Bergman, Michael	61 PCY-17	1:04.50
9	Callahan, Jim	64 NAM-17	1:05.79

Heat 10 of 20 Finals

1	Assel, Mark	58 SHSH-18	1:10.20
2	Coward, Andrew	55 INDY-16	1:06.59
3	Oyler, Paul	56 UC09-9	1:05.98
4	Newman, Steven	59 SHARK-14	1:06.13
5	Edgerton, Karl	59 OPA-32	1:08.00
6	Ryan, Jamie	55 UC18-18	1:27.07
7	Rigney, Kane	40 SHARK-14	1:16.56
8	Blake, Logan	52 ROSE-33	1:16.00

Heat 11 of 20 Finals

0	Horwitz, Peter	57 SFTL-50	1:03.50
1	Bradshaw, John	55 SHARK-14	1:02.84
2	Christensen, Kurt	55 MICH-19	1:00.60
3	Jones, Brian	56 NAM-17	59.04
4	Hiltabiddle, Steve	55 1776-8	55.73
5	Frentsos, Jerome	56 DCAC-10	58.22
6	Ekman, Evan	57 PALM-55	59.83
7	Faria, Jose	55 GSM-7	1:02.00
8	Oliva, Steve	55 PS-14	1:03.00
9	Harris, Patrick	59 ENSW-15	1:04.00

Heat 12 of 20 Finals

0	Kasemsarn, Richard	51 IM-21	1:07.00
1	Steed, Chad	50 MICH-19	1:04.00
2	Breitenbach, Ross	53 ROSE-33	1:04.00
3	Power, Michael	53 SBM-33	1:02.54
4	Doane, Michael	51 TERR-10	1:02.00
5	Mc Kay, Matthew	50 NEM-2	1:02.00
6	Bailey, Jeff	54 MICH-19	1:03.00
7	Sandrini, Edison	53 NCMS-13	1:04.00
8	Harman, Brad	53 LSM-26	1:05.83
9	Gaw, Mike	52 SFTL-50	1:12.37

Heat 13 of 20 Finals

0	Bordron, Patrice	53 CSMT-17	59.99
1	Lane, Will	50 FDM-38	59.78
2	Luebbe, James	54 SKY-41	59.59
3	Wharton, David	52 NAM-17	58.69
4	Larkin, Mark	50 WMAC-20	58.03
5	Sheldon, Paul	51 CMS-32	58.12
6	Higgins, Anthony	52 GERM-10	59.35
7	Carroll, Stewart	51 LSM-26	59.74
8	White, Bill	51 TPIT-11	59.90
9	Kasser, Dan	52 SKY-41	1:01.00

Heat 14 of 20 Finals

0	Strzelecki, Richard	49 SFTL-50	1:40.00
1	Solares, Santiago	48 TERR-10	1:13.84
2	Ohaimhirgin, Lochlainn	48 UC18-18	1:06.88
3	Nance, Chad	49 O*H*-18	1:05.00
4	Bishop, Christopher	49 BUMS-4	1:02.00
5	Dowd, Jeffrey	47 MINN-30	1:03.89
6	Miller, Korry	46 NICK-4	1:06.00
7	McConkey, Craig	46 SHARK-14	1:07.00
8	Donaldson, Shawn	46 ENSW-15	1:22.00
9	Benedict, Matthew	41 LND-18	1:14.02

Heat 15 of 20 Finals

0	Krasykov, Volodymyr	48 MPNY-6	1:01.50
1	Halloran, Ross	46 O*H*-18	59.45
2	McKinley, Ryan	46 NAM-17	58.50
3	Rouse, Daniel	49 UC33-33	57.00
4	Barnes, Chuck	45 NEM-2	54.00
5	Comings, Jeff	47 DDSA-48	55.55
6	Raese, TR	49 IM-21	57.81
7	Paige, Bruce	45 CSMT-17	58.89
8	Karren, Kelly	48 CVM-33	59.87
9	Schwartz, Jason	46 SHARK-14	1:01.52

Heat 16 of 20 Finals

0	Goler, Jonathan	41 SFTL-50	1:02.76
1	Strahota, Jeffrey	41 TERR-10	1:02.01
2	Oldham, Brian	41 NAM-17	59.92
3	Schwartz, Joshua	44 ROSE-33	59.05
4	Kloppe, William	41 SHARK-14	57.59
5	Kemmerling, Steven	42 NASH-15	58.00
6	Torres, Martin	44 SFTL-50	59.43
7	Wallach, Ted	43 ARIZ-48	1:00.92
8	Nokta, Omar	42 CONN-5	1:02.65
9	Zanjani, Brian	43 LTDUB-17	1:08.97

Heat 17 of 20 Finals

0	Browning, Steven	39 O*H*-18	1:15.00
1	Dunlap, Ryan	39 MAM-38	1:03.25
2	Snyder, Dan	37 GAJA-45	57.96
3	Sintjago, Rinaldo	39 SFTL-50	53.69
4	Ritter, Adam	36 CSMT-17	50.88
5	Rivera, Bryan	37 GERM-10	55.00
6	Manzi, Francesco	35 SFTL-50	1:00.53
7	Costa Sitja, Marc	35 ROSE-33	1:08.11
8	Riveroll, Pablo	26 IM-21	1:04.34
9	Gorman, Jake	28 IM-21	1:15.00

Heat 18 of 20 Finals

0	Michael, Tyler	33 ENSW-15	1:03.30
1	Bolado, Francisco	34 SFTL-50	1:02.42
2	Sapp, Drew	32 UC18-18	58.43
3	Sussmeier, Robert	31 LSM-26	55.24
4	Modrov, Drew	32 CHEL-6	51.28
5	Owen, Cameron	32 FSAM-16	53.45
6	Bermudez, Juan	30 SFTL-50	56.50
7	Taylor, Tim	34 ALEX-10	1:02.42
8	Mcpeeters, Eric	34 WNCY-13	1:03.30
9	Crawford, David	31 CAQT-18	1:08.54

Heat 19 of 20 Finals

0	Larson, Kyle	26 MICH-19	1:02.50
1	Kolb, William	26 SKY-41	1:00.86
2	Lupoli, Franco	27 SFTL-50	58.79
3	Shozda, Alex	25 PAMS-26	57.00
4	Semenov, Nikita	26 BAC-44	54.50
5	Mackrel, Julian	26 SFTL-50	56.50
6	Helander, Aaron	26 MICH-19	57.89
7	Pierce, Jonathan	28 GRA-33	1:00.05
8	Rutkin, Lance	27 SFTL-50	1:01.00
9	Fiske, Aaron	29 ENSW-15	1:03.63

Heat 20 of 20 Finals

0	Soboslay, Stephen	21 AAC-18	1:03.51
1	Milad, Mina	24 O*H*-18	1:02.56
2	Quesada Cruz, Daniel	18 MILEN	1:02.36
3	Portway, Bradley	23 TRIDM-27	59.32
4	Crispin, Birjan	23 IM-21	55.00
5	Arnold, Joshua	22 PSM-36	58.00
6	Buehler, Dylan	24 UC09-9	1:01.55
7	Golski, Bradley	21 AAC-18	1:02.51
8	Kruszynski, Zane	23 SYL-17	1:02.87

2021 USMS Long Course National Championship - 10/7/2021 to 10/10/2021

SPIRE Institute

Meet Program - Saturday, October 9, 2021

#21 ... (Men 200 LC Meter Breaststroke)

37	Scott, David	55 PSM-36	3:03.36
38	Sabala, Michael	41 CHEL-6	3:03.92
39	McNelis, Patrick	39 NICK-4	3:05.12
40	Bergford, Brian	39 CMS-32	3:05.25
41	Golski, Bradley	21 AAC-18	3:05.36
42	Koons, Andrew	29 RMST-10	3:06.02
43	Elshafei, Emad	55 TERR-10	3:07.52
44	Von Hoffmann, Gerard	65 SDSM-44	3:08.00
45	Thompson, Anthony	57 MOVY-28	3:08.88
46	Kochendorfer, James	61 MINN-30	3:09.44
47	Shead, Timothy	69 SFTL-50	3:10.00
48	Waterman, Chase	22 UC18-18	3:10.03
49	Lisnoff, Jeremy	42 1776-8	3:10.04
50	Holmberg, Tom	63 IM-21	3:10.50
51	Halley, Franklin	64 DAS-17	3:11.26
52	Anderson, Earl	57 NCMS-13	3:12.38
53	Keyser, Brian	65 1776-8	3:13.67
54	Wenzel, Phil	38 SFTL-50	3:13.88
55	Cooney, Rob	42 UC11-11	3:14.15
56	Turocy, Gregory	58 O*H*-18	3:14.50
57	Weissman, Greg	60 NEM-2	3:14.77
58	Parker, Randy	67 MICH-19	3:15.00
59	Luebbe, James	54 SKY-41	3:15.00
60	Conley, Scotty	51 WMAC-20	3:15.00
61	Burke, Tom	62 GRA-33	3:15.10
62	Wright, Robert	71 MOVY-28	3:15.40
63	Palace, Mark	48 MELB-14	3:15.51
64	Correa-Marrero, Pedro	59 SFTL-50	3:20.39
65	Clemmons, Jim	71 SAWS-59	3:22.50
66	Burbank, Gerald	62 CONN-5	3:22.60
67	Dougherty, Stephen	70 1776-8	3:25.00
68	Peterson, Steve	75 PSM-36	3:31.30
69	Solares, Santiago	48 TERR-10	3:32.45
70	Nixon, John	66 SPM-14	3:33.33
71	Freshley, Mike	80 SHARK-14	3:35.65
72	Hsieh, Adam	29 SFTL-50	3:36.19
73	Anderson, Bob	66 PCCM-38	3:38.00
74	Beyerbach, Bill	66 ROCH-4	3:38.00
75	Goshorn, John	42 TRIDM-27	3:41.56
76	Martin, Jack	70 SHARK-14	3:42.00
77	Hicks, Michael	31 SFTL-50	3:42.47
78	Prado-Acosta, Mariano	43 AGUA-6	3:44.00
79	Connor, Tracy	65 UC29-29	3:45.00
80	Olzmann, Kurt	76 MICH-19	3:50.00
81	Reed, Ed	78 SHARK-14	3:52.16
82	List, Robert	76 GSMS-55	3:55.50
83	Dutta, Justin	30 MLAC-11	4:00.00
84	Treiman, Gerald	61 UC34-34	4:00.00
85	Bernstein, Rich	75 AGUA-6	4:10.00
86	Mueller, Lawrence	77 WMAC-20	4:24.81
87	Swiger, Ralph	65 VMST-12	4:29.29
88	Good, Larry	87 SLAM-22	4:39.76
89	Wright, Gary	65 DOC-16	4:40.38
90	Bellem, Ray	85 ARIZ-48	5:10.00
91	Learmonth, William	82 O*H*-18	5:15.00
92	Hahm, Martin	80 PSCM-48	7:55.55

#22 Women 200 LC Meter Breaststroke

Name	Age Team	Seed Time
1	Sharpe, Anna	29 UC35-35 2:45.22
2	Duraj, Michelle	29 ROSE-33 2:50.97
3	Ramirez, Valery N	22 MILEN 2:54.93
4	Keiber, Casey	44 SHARK-14 2:59.77
5	Rys, Lauren	30 SYL-17 3:01.92
6	Lane, Tanya	50 FDM-38 3:05.20
7	Geskos, Evangeline	38 UC10-10 3:05.26
8	Jean, Maud	45 SFTL-50 3:06.35
9	Buck, Corrin	57 MICH-19 3:08.16
10	Fried, Brittany	24 SHARK-14 3:08.29
11	Simmons, Cheryl	54 ROSE-33 3:09.32
12	Hoover, Molly	45 IM-21 3:11.27
13	McClellan, Jennifer	41 UC11-11 3:12.33
14	Weiderman, Jennifer	55 CVMM-33 3:12.50
15	Sprows, Elizabeth	27 UC11-11 3:17.71
16	Mareb, Karen	63 NEM-2 3:19.62
17	Pellegrini, Traci	52 COLU-9 3:19.85
18	Vazquez, Maria	56 NCMS-13 3:22.00
19	Tonelli, Marlena	33 TERR-10 3:22.15
20	Khalil, Heidi	50 ROSE-33 3:22.39
21	Sandner, Kathleen	44 SFTL-50 3:25.41
22	Darlak, Kelly	41 NICK-4 3:27.00
23	Parker Palace, Kelly	60 VMST-12 3:27.25
24	Froehlich, Kathryn	59 IM-21 3:28.00
25	Estel, Beth	65 NEM-2 3:29.00
26	Kohn, Catherine	68 SLAM-22 3:30.00
27	Flessert, Amy	37 NORT-30 3:30.01
28	Ceddia, Lisa	51 LTDUB-17 3:30.06
29	Wetzel, Denise	56 RMST-10 3:31.90
30	Cook, Emily	35 GBM-2 3:34.00
31	Master-Rogers, Julie	54 MICH-19 3:35.00
32	Erwin, Stephanie	39 UC10-10 3:37.20
33	Low, Linda	50 LTDUB-17 3:38.63
34	Davis, Charlotte	71 TAM-38 3:40.00
35	Gonzalez, Ana Lucia	59 MILEN 3:42.64
36	Burns-Jager, Kate	50 MICH-19 3:42.80
37	Rosenblat, Daniela	46 SFTL-50 3:49.05
38	Spence, Diane	68 O*H*-18 3:49.10
39	Groselle, Laura	61 SHARK-14 3:52.00
40	Hyde, Faith	23 INDY-16 3:52.83
41	Angell, Ursula	49 ROSE-33 3:59.20
42	Marshfield, Ann	63 O*H*-18 4:00.80
43	Savage, Mary Anne	61 NCMS-13 4:01.45
44	Pendergast, Paula	67 MINN-30 4:10.00
45	Holbrook, Dana	48 SKY-41 4:11.99
46	Osgood, Nancy	59 SRQM-14 4:21.95
47	Meyers, Susan	79 SHARK-14 4:23.82
48	Smith, Melinda	69 O*H*-18 4:29.00
49	Atkinson, Fiona	71 NEM-2 4:30.40
50	Webb, Linda	76 SFTL-50 4:33.30
51	Wagner, June	71 UC17-17 4:35.12
52	Myers, Molly	72 UC15-15 4:36.18
53	Gillies, Judy	73 ARIZ-48 4:41.20
54	Chin-Ogilvie, Adrienne	61 SFTL-50 5:00.00
55	Mitchell, Carol	72 SHARK-14 5:01.03
56	Stapleton, Carol	72 IM-21 5:02.02
57	Jaffe, Kristin	83 TAM-38 5:04.00
58	King, Sarah	38 CONN-5 8:00.00

#23 Men 50 LC Meter Backstroke

Lane	Name	Age Team	Seed Time
Heat 1 of 15 Finals			
1	Hall, Sid	86 O*H*-18	1:30.00
2	Lockwood, Joel	87 MICH-19	52.30
3	Ascherfeld, Ray	86 GCPS-15	49.27
4	Oyakawa, Yoshi	88 O*H*-18	50.00
5	Bellem, Ray	85 ARIZ-48	1:00.00
6	Mayer, Art	90 1776-8	1:27.07
7	Manheim, Frank	91 RMST-10	55.11
8	McClow, Richard	90 LIB-21	59.57
Heat 2 of 15 Finals			
2	Jones, Bruce	81 NAM-17	55.15
3	Carey, James	80 IAMA-40	54.58
4	Oakes, David	81 SHARK-14	45.00
5	Colyer, Bob	83 LOCO-55	51.98
6	Learmonth, William	82 O*H*-18	55.00
7	Diehl, David	80 1776-8	55.30
Heat 3 of 15 Finals			
0	Trimble, Gary	79 SHARK-14	49.01
1	McColly, Michael	76 PSM-36	45.01
2	Burns, Richard	78 TAM-38	35.50
3	Straka, Peter	78 PKP	45.00
4	Claridge, Don	76 SHARK-14	48.83
5	Assel, Mark	58 SHSH-18	38.58
6	Ryan, Jamie	55 UC18-18	50.55
7	Morosky, William	66 UC11-11	40.82
8	Anaya, Cass	66 CONN-5	42.30
Heat 4 of 15 Finals			
0	Eiben, Christopher	72 UC18-18	45.00
1	Thompson, Frank	70 MICH-19	42.22
2	Olson, Chuck	71 MICH-19	39.00
3	Rysdon, Jon	70 RMST-10	38.00
4	Bober, Richard	70 NCMS-13	33.79
5	Middleton, Marc	70 YCFM-14	36.44
6	Meyer, Geoffrey	70 1776-8	38.75
7	Fogg, Stephen	73 PSM-36	41.23
8	Warner, Frank	72 PSM-36	42.53
9	Dougherty, Stephen	70 1776-8	45.00
Heat 5 of 15 Finals			
0	Mange, David	66 MICH-19	39.84
1	Simm, John	66 NIAG-4	38.43
2	Syphers, Dale	65 MESC-2	38.12
3	Neville, Richard	65 LSM-26	35.00
4	Steynberg, Andre	65 SFTL-50	30.70
5	Williams, Bruce	68 RICE-25	34.50
6	Bargar, Scott	65 LTDUB-17	38.09
7	Black, Boyd	65 IM-21	38.33
8	Nixon, John	66 SPM-14	38.83
9	Knisely, Bill	65 GCPS-15	40.75

2021 USMS Long Course National Championship - 10/7/2021 to 10/10/2021

SPIRE Institute

Meet Program - Saturday, October 9, 2021

Heat 6 (#23 Men 50 LC Meter Backstroke)

0	Weiss, Patrick	62 MICH-19	1:00.00
1	Cox, Daniel	61 O*H*-18	47.00
2	Rogers, Daniel	63 DOC-16	38.36
3	Cohn, Lee	60 IM-21	38.00
4	Matz, Michael	60 1776-8	37.49
5	Bergman, Michael	61 PCY-17	38.04
6	Fisher, Dennis	62 NAM-17	42.00
7	Irwin, Bob	61 UC15-15	50.00
8	Monahan, Jim	58 SFTL-50	37.72
9	Denault, Charles	58 SHARK-14	38.00

Heat 7 of 15 Finals

0	Parra, Francisco	64 SFTL-50	36.76
1	Burbank, Gerald	62 CONN-5	36.02
2	Tapp, Jay	62 SFTL-50	35.60
3	Brackett, Bill	63 SHARK-14	34.55
4	Malsbury, David	60 VMST-12	33.89
5	Guthrie, David	61 RICE-25	34.50
6	McFarland, James	62 NCMS-13	35.50
7	Stultz, Todd	61 SHARK-14	35.67
8	Pogue, Jim	61 MICH-19	36.50
9	Hendrick, Marty	63 SFTL-50	36.96

Heat 8 of 15 Finals

0	Beatty, Dan	55 GAJA-45	33.90
1	Elshafei, Emad	55 TERR-10	33.02
2	Christensen, Kurt	55 MICH-19	31.77
3	Boosin, Michael	55 CVMM-33	31.04
4	Krishtal, Valeriy	56 SFTL-50	30.96
5	Hiltabiddle, Steve	55 1776-8	31.00
6	Jones, Brian	56 NAM-17	31.15
7	Faria, Jose	55 GSM-7	32.68
8	Horwitz, Peter	57 SFTL-50	33.90
9	Birnbrich, Chris	58 NAM-17	35.50

Heat 9 of 15 Finals

1	Sheldon, Paul	51 CMS-32	35.12
2	Wray, James	50 SFTL-50	33.50
3	Callan, Sean	52 TRIDM-27	34.95
4	Power, Michael	53 SBM-33	35.45
5	Palace, Mark	48 MELB-14	37.47
6	Colburn, Christopher	49 ABM-21	34.65
7	Dowd, Jeffrey	47 MINN-30	35.51

Heat 10 of 15 Finals

0	Higgins, Anthony	52 GERM-10	32.35
1	Carrroll, Stewart	51 LSM-26	32.00
2	Connolly, James	52 RICE-25	32.00
3	Williams, Neill	53 DCAC-10	31.17
4	Mc Kay, Matthew	50 NEM-2	30.00
5	Lane, Will	50 FDM-38	31.10
6	Larkin, Mark	50 WMAC-20	31.68
7	Kasser, Dan	52 SKY-41	32.00
8	Dickson, Kurt	54 GRA-33	32.16
9	Mehok, George	54 SHARK-14	32.55

Heat 11 of 15 Finals

0	Krasykov, Volodymyr	48 MPNY-6	33.33
1	Nance, Chad	49 O*H*-18	32.60
2	Schwartz, Jason	46 SHARK-14	31.13
3	Raese, TR	49 IM-21	30.22
4	Barnes, Chuck	45 NEM-2	27.54
5	Comings, Jeff	47 DDSA-48	28.50
6	Roddie, Charles	47 MICH-19	31.00
7	Chiappetta, Michael	49 MLAC-11	32.29
8	Miller, Korry	46 NICK-4	33.00
9	Bishop, Christopher	49 BUMS-4	34.00

Heat 12 of 15 Finals

0	Lisnoff, Jeremy	42 1776-8	35.79
1	Sabala, Michael	41 CHEL-6	31.77
2	Oglesby, Matthew	41 WMAC-20	29.46
3	Chia, Nei-Kuan	44 SHARK-14	29.91
4	Dallamura, Scott	43 NCMS-13	32.46
5	Paulling, Daniel	35 SHARK-14	34.33
6	Snyder, Dan	37 GAJA-45	30.67
7	Sintjago, Rinaldo	39 SFTL-50	28.82
8	Fisher, Zachary	35 NAM-17	32.23
9	Bergford, Brian	39 CMS-32	37.27

Heat 13 of 15 Finals

1	Michael, Tyler	33 ENSW-15	38.00
2	Taylor, Tim	34 ALEX-10	33.50
3	Warner, Adam	34 SHARK-14	30.70
4	Modrov, Drew	32 CHEL-6	26.58
5	Bermudez, Juan	30 SFTL-50	29.70
6	Agudelo, Jorge	30 SDSM-44	32.58
7	Bolado, Francisco	34 SFTL-50	34.85

Heat 14 of 15 Finals

2	Hsieh, Adam	29 SFTL-50	33.00
3	Rutkin, Lance	27 SFTL-50	32.00
4	Shozda, Alex	25 PAMS-26	30.00
5	Semenov, Nikita	26 BAC-44	30.99
6	Hsieh, Alan	28 SFTL-50	33.00
7	Kolb, William	26 SKY-41	33.02

Heat 15 of 15 Finals

2	Golski, Bradley	21 AAC-18	35.08
3	Portway, Bradley	23 TRIDM-27	33.90
4	Crispin, Birjan	23 IM-21	30.00
5	Soboslay, Stephen	21 AAC-18	33.53
6	Kruszynski, Zane	23 SYL-17	34.96

#24 Women 50 LC Meter Backstroke

Lane	Name	Age	Team	Seed Time
------	------	-----	------	-----------

Heat 1 of 10 Finals

0	Rutenberg, Amy	54 SKY-41	44.15
1	Manheim, Lucy	79 RMST-10	1:03.00
2	McDaniel, Georgia	75 IM-21	54.00
3	Dillon Stewart, Jane	79 WMAC-20	51.89
4	Uustal, Diann	75 SHARK-14	42.00
5	Pohlmann, Mary	76 SLAM-22	53.38
6	Kranpitz, Nancy	76 WMAC-20	55.25
7	Jaffe, Kristin	83 TAM-38	58.20
8	Kester-Hedrick, L'Louise	67 UC30-30	55.25
9	Yoder, Margie	69 CMS-32	1:23.00

Heat 2 of 10 Finals

0	Flinn, Emma	72 UC02-2	52.17
1	Lyman, Carolyn	71 UTAH-34	48.15
2	Val, Laura	70 TAM-38	36.00
3	Korsedal, Susan	71 LOCO-55	47.50
4	McDowell, Teresa	71 SLAM-22	48.87
5	Wagner, June	71 UC17-17	53.48
6	Monahan, Becky	60 SFTL-50	59.35
7	Kenney, Teresa	60 LTDUB-17	49.00
8	Travers, Cyndy	61 UC30-30	59.00
9	Kelly, Shawn	59 SFTL-50	42.77

Heat 3 of 10 Finals

0	Hypnar, Lisa	67 MICH-19	47.20
1	Stager, Nan	66 DOC-16	45.67
2	Larson, Linda	66 SFTL-50	44.27
3	Haney, Kathy	65 MICH-19	41.00
4	Noyes, Penny	67 SKY-41	36.00
5	McNamara, Wendy	67 BSMST-31	41.00
6	Estel, Beth	65 NEM-2	43.00
7	Morrison, Lynn	67 LSM-26	45.25
8	Watts, Sue	67 SHARK-14	46.64
9	Pendergast, Paula	67 MINN-30	52.20

Heat 4 of 10 Finals

0	Cantwell, Maureen	62 LTDUB-17	44.94
1	Emmrich, Ann	64 IM-21	43.27
2	Marnoch, Caroline	60 PBM-50	40.36
3	Brightwell, Kim	61 RMST-10	39.32
4	Hung, Maria	61 SFTL-50	38.43
5	Ganze, Cathy	64 SDSM-44	39.28
6	Campbell, Holly	60 SHARK-14	40.00
7	Kirkpatrick, Laura	61 SHARK-14	41.00
8	Oliver, April	60 NBA-38	43.41
9	Hoppenrath, Terri	64 UC04-4	47.12

Heat 5 of 10 Finals

0	Karas-Foltz, Bonnie	56 MICH-19	41.02
1	Coughlin, Christy	56 IM-21	40.50
2	Vazquez, Maria	56 NCMS-13	40.00
3	Gill, Paige	58 SHARK-14	37.66
4	Kunovac, Jelena	57 TRB-33	34.25
5	Wolff, Celia	55 NCMS-13	35.89
6	Wetzel, Denise	56 RMST-10	39.35
7	Godges, Arlette	57 CVMM-33	40.00
8	D'Arcy, Beth	57 UC18-18	41.00
9	Uppstrom, Noreen	57 1776-8	41.64

Heat 6 of 10 Finals

0	Khalil, Heidi	50 ROSE-33	43.16
1	Brooks, Andrea	50 LTDUB-17	40.65
2	McPherson, Chris	54 ENSW-15	36.96
3	Stewart, Ann	51 SHARK-14	35.50
4	Lane, Tanya	50 FDM-38	34.90
5	Davidson, Michelle	51 GSM-7	35.00
6	Keller, Bridget	51 SHARK-14	36.91
7	Pellegrini, Traci	52 COLU-9	37.40
8	Dombrowski, Andrea	54 SHARK-14	43.00
9	Nagel, Lynne	50 IM-21	44.00

2021 USMS Long Course National Championship - 10/7/2021 to 10/10/2021

SPIRE Institute

Meet Program - Saturday, October 9, 2021

Heat 7 (#24 Women 50 LC Meter Backstroke)

0	Robayo, Sulay	49 SFTL-50	1:01.01
1	Andalora, Danielle	47 NICK-4	46.49
2	Wegner, Karin	49 TRB-33	43.52
3	Bergmann, Kristen	49 O*H*-18	39.21
4	Braun, Erika	49 NCMS-13	32.45
5	Varlas, Melissa	48 SHARK-14	37.28
6	Kyff, Jennifer	48 WM-6	40.49
7	Damian, Mihaela	45 UC38-38	45.97
8	Rosenjack, Julie	47 UC18-18	51.00
9	Stupi, Julie	47 O*H*-18	1:02.91

Heat 8 of 10 Finals

1	Quinn, Jennifer	42 LTDUB-17	42.67
2	Martinez, Patty	41 RMST-10	38.00
3	Grover, Mollie	40 TERR-10	35.59
4	Stump, Karen	43 NCMS-13	34.86
5	Stakem, Meredith	40 DCAC-10	35.31
6	McCormick, Heather	43 NAM-17	35.90
7	Kovatch, Shona	44 NAM-17	40.40

Heat 9 of 10 Finals

1	Cook, Emily	35 GBM-2	45.12
2	Younkins, Karen	35 MICH-19	34.50
3	Harrigan, Kelly	37 MMAC-48	30.34
4	DiMonte, Cheryl	35 LTDUB-17	37.15
5	Ross, Kim	33 UC18-18	1:00.00
6	Smith, Sarah	33 TRIDM-27	39.16
7	Duguay, Melissa	34 CONN-5	49.10

Heat 10 of 10 Finals

0	Schaffling, Staci	27 1776-8	38.20
1	Gagnon, Caitlin	27 PCY-17	37.29
2	Sprowls, Elizabeth	27 UC11-11	33.75
3	Schulkin, Danielle	29 UC06-6	36.00
4	Polk, Jane	29 TRIDM-27	38.15
5	Fried, Brittany	24 SHARK-14	37.88
6	Ramirez, Valery N	22 MILEN	33.22
7	Hyde, Faith	23 INDY-16	36.99
8	Karas, Krystal	24 MICH-19	40.00

#25 Men 200 LC Meter Butterfly

Name	Age	Team	Seed Time
1	Lavado, Marcos	30 SFTL-50	2:10.65
2	Schwartz, Joshua	44 ROSE-33	2:15.54
3	Marin, Eddy	29 SFTL-50	2:15.67
4	Owen, Cameron	32 FSAM-16	2:15.95
5	Glaser-Garbrick, Dan	30 DAS-17	2:17.22
6	Materniak, Eric	30 RMST-10	2:18.64
7	Garase, Kyle	27 UC11-11	2:21.87
8	Unruh, Steven	55 NITR-43	2:23.31
9	Palacios-wanke, Hans	53 SHARK-14	2:26.66
10	Stickle, Christopher	31 SPM-14	2:26.78
11	Solano, Abraham	52 BEST-41	2:28.00
12	Perez, Arnaldo	59 SHARK-14	2:28.88
13	Sanchez, Greg	64 NCMS-13	2:29.88
14	Dickson, Kurt	54 GRA-33	2:30.10
15	Scherwitz, Russ	48 SCAQ-33	2:30.13
16	Hill, Keith	47 NAM-17	2:30.78
17	White, Bill	51 TPIT-11	2:38.00
18	Hiltabiddle, Steve	55 1776-8	2:38.03
19	Mijares, Jorge	54 SFTL-50	2:38.84
20	Ritter, James	65 CSMT-17	2:39.00

21	Steed, Chad	50 MICH-19	2:39.00
22	Quagliano, Bill	50 NICK-4	2:40.00
23	Wuchte, Matt	51 MICH-19	2:43.28
24	Gilyazov, Rinat	62 UCLUB	2:45.00
25	Richards, Scott	61 WMAC-20	2:45.00
26	Narodick, Phil	36 MAM-38	2:45.31
27	El Dokor, Tarek	46 PSCM-48	2:46.39
28	Fischer, Andy	54 SFTL-50	2:48.00
29	Groselle, John	42 SHARK-14	2:49.00
30	Bordron, Patrice	53 CSMT-17	2:50.00
31	Ronau, Matt	50 SKY-41	2:50.00
32	Gutnayer, Daniel	30 NAM-17	2:50.01
33	Tujo, Christian	50 OREG-37	2:50.43
34	Day, Lawrence	70 MICH-19	2:51.90
35	Chambers, John	66 AGUA-6	2:52.00
36	Goler, Jonathan	41 SFTL-50	2:53.86
37	Gallant, John	61 MATM-11	2:54.90
38	Seibt, Andreas	63 IM-21	2:55.00
39	Wyckoff, Ben	57 CONN-5	2:57.07
40	Dodson, Phil	68 IM-21	2:59.00
41	Rubocki, John	51 SAWS-59	2:59.99
42	Burns, Joel	75 SFTL-50	3:00.00
43	Wagner, Harold	56 SFTL-50	3:00.37
44	Birnbrich, Chris	58 NAM-17	3:01.00
45	Edgerton, Karl	59 OPA-32	3:01.00
46	Oyler, Paul	56 UC09-9	3:01.10
47	Halley, Franklin	64 DAS-17	3:02.15
48	McFarland, James	62 NCMS-13	3:08.00
49	Anderson, Earl	57 NCMS-13	3:08.66
50	Kerns, Hubie	72 SFTL-50	3:11.78
51	Washburn, Jonathan	64 NCMS-13	3:11.88
52	Solares, Santiago	48 TERR-10	3:16.64
53	Bernard, Alan	72 TAM-38	3:19.99
54	Wright, Robert	67 DOC-16	3:23.71
55	Thompson, Anthony	57 MOVY-28	3:26.99
56	Sturdy, Patrick	52 MICH-19	3:30.00
57	Conley, Scotty	51 WMAC-20	3:30.00
58	Anderson, Bob	66 PCCM-38	3:35.00
59	Wright, David	71 DOC-16	3:58.48
60	Beyerbach, Bill	66 ROCH-4	4:00.00
61	Treiman, Gerald	61 UC34-34	4:00.00
62	Grassell, Duane	64 O*H*-18	4:00.76
63	Keil, Mark	68 NEM-2	4:17.68
64	Winokur, Eliot	77 PBM-50	4:20.00
65	Rigney, Kane	40 SHARK-14	4:30.00
66	Paulson, Laurence	72 RMST-10	4:41.22
67	Wright, Gary	65 DOC-16	4:49.90
68	Karimi, Abbas	24 SFTL-50	4:59.09
69	Swiger, Ralph	65 VMST-12	5:54.54
70	Hahm, Martin	80 PSCM-48	7:44.44

#26 Women 200 LC Meter Butterfly

Name	Age	Team	Seed Time
1	Szekely, Ildiko	42 NEM-2	2:25.23
2	Sawicz, Kasia	37 CHEL-6	2:35.69
3	Mathews, Laura	28 UC15-15	2:47.97
4	González, Estefanía	18 MILEN	2:50.76
5	Riffe, Cameron	35 TXLA-43	2:50.89
6	Hayden, Alison	50 SPM-14	2:53.37
7	Schickore, Jutta	57 DOC-16	2:55.56
8	Shuck, Susie	56 INDY-16	2:56.90

9	Braniecki, Ashley	36 O*H*-18	2:58.08
10	Noyes, Penny	67 SKY-41	2:59.50
11	Hug, Laurie	56 1776-8	2:59.52
12	Gagnon, Caitlin	27 PCY-17	3:00.33
13	Davidson, Michelle	51 GSM-7	3:05.00
14	Varlas, Melissa	48 SHARK-14	3:05.90
15	Hung, Maria	61 SFTL-50	3:06.80
16	Steadman Martin, Nancy	67 GSM-7	3:12.35
17	Weiderman, Jennifer	55 CVMM-33	3:17.00
18	Vaca, Laura	68 SFTL-50	3:21.01
19	Burke, Barbara	60 1776-8	3:24.12
20	Froehlich, Kathryn	59 IM-21	3:30.00
21	Kohn, Catherine	68 SLAM-22	3:30.00
22	Kryka, Nancy	66 SHARK-14	3:36.80
23	Elliott, Daphne	53 SHARK-14	3:37.15
24	Kyff, Jennifer	48 WM-6	3:37.99
25	Falcigno, Pamela	66 SFTL-50	3:45.00
26	Stutz, Kathleen	39 SFTL-50	3:45.00
27	Keisling, Christine	65 SVY-8	3:45.00
28	Savage, Mary Anne	61 NCMS-13	3:47.09
29	Rokich, Karen	62 SKY-41	4:00.33
30	Migliozzi, Colette	61 UC15-15	4:08.63
31	Emmrich, Ann	64 IM-21	4:11.24
32	Sega, Ally	48 CONN-5	4:22.01
33	O'Donnell, Meghan	38 ROSE-33	4:22.13
34	Quinn, Phyllis	66 TOC-38	4:24.01
35	Grady, Marci	63 SFTL-50	4:28.06
36	Yoder, Anna	45 CMS-32	4:30.00
37	Meyers, Susan	79 SHARK-14	4:33.94
38	Myers, Molly	72 UC15-15	4:40.17
39	Holbrook, Dana	48 SKY-41	4:40.89
40	Volz, Kristin	48 SFTL-50	4:47.95
41	McDowell, Teresa	71 SLAM-22	4:50.00
42	Sauer, DeEtte	80 MOST-43	5:20.30
43	Chin-Ogilvie, Adrienne	61 SFTL-50	5:30.00
44	Amelon, Mitzi	58 MICH-19	5:42.09
45	Kendrick, Anne	70 NASH-15	6:00.00
46	Martin, Michelle	72 SFTL-50	6:00.00
47	Onton, Ann Louise	78 CONN-5	9:23.10

NINJA

STYLE. STEALTH. SPEED.



phelps



michaelphelps.com

Day 4—Sunday, October 10

Warm-up: 6:30 a.m. – 7:50 a.m.

Check-in Deadline for Day 4

All events 200 meters and longer are positive check-in events. Check-in may be done in person at the registration area or online at usms.org.

Women's 400 freestyle 200 freestyle 200 IM	Monday 7 a.m.- Saturday 7 p.m.
---	---------------------------------------

Please note: If you do not check in by the deadline, you will not be seeded; there are no exceptions.

Meet Start: 8 a.m.

Men	Event start time	Event	Event start time	Women
---		Women's 400 freestyle	8 a.m.	32
30-minute warm-up break				
33	9:35 a.m.	Mixed 200 medley relay		---
35	10:15 a.m.	50 breaststroke	10:35 a.m.	36
37	10:45 a.m.	100 backstroke	11:15 a.m.	38
39	11:35 a.m.	200 freestyle	12:30 p.m.	40
30-minute warm-up break				
41	1:25 p.m.	50 butterfly	1:40 p.m.	42
43	1:55 p.m.	200 IM	2:45 p.m.	44
<i>Approximate finish time 3:20 p.m.</i>				

PLEASE NOTE:

The timeline is only a guide for use in determining the approximate start of all events. We may run ahead or behind the estimate. It is all swimmers' responsibility to get to the pool well before their events and be behind the blocks before their start.



GOLDEN ROAD
— BREWING —

GO FUN
GO FRESH
GO MANGO



GOLDEN ROAD
— BREWING —
MANGO
CART
MANGO WHEAT ALE

2021 USMS Long Course National Championship - 10/7/2021 to 10/10/2021

SPIRE Institute

Meet Program - Sunday, October 10, 2021

#32 Women 400 LC Meter Freestyle

Name	Age Team	Seed Time
1 Baldus, Georgia	25 FWYS-16	4:47.78
2 Hayden, Alison	50 SPM-14	5:05.00
3 Maidenberg, Eve	45 CVMM-33	5:05.68
4 Campbell, Patricia	57 RIDG-26	5:10.00
5 Gianniny, Dana	52 ROCH-4	5:12.37
6 Hug, Laurie	56 1776-8	5:14.14
7 Bolado, Florencia	32 SFTL-50	5:14.43
8 Tsuchiya, Ann	32 ROSE-33	5:17.29
9 Parker Palace, Kelly	60 VMST-12	5:18.49
10 Tonelli, Marlena	33 TERR-10	5:19.61
11 Mathews, Laura	28 UC15-15	5:19.88
12 King, Ashley	41 SHARK-14	5:20.00
13 Goodridge, Janet	59 IM-21	5:20.23
14 McCormick, Heather	43 NAM-17	5:20.25
15 Sawicz, Kasia	37 CHEL-6	5:20.69
16 Shuck, Susie	56 INDY-16	5:24.50
17 Mack, Tara	49 NEM-2	5:25.00
18 Steadman Martin, Nancy	67 GSM-7	5:25.80
19 Crusco, Kysa	45 NEM-2	5:25.93
20 Troyer, Kristen	28 O*H*-18	5:26.17
21 Darlak, Kelly	41 NICK-4	5:30.00
22 Vaca, Laura	68 SFTL-50	5:32.30
23 Less, Kristen	31 UC33-33	5:33.97
24 Hibben, Veronica	65 NOVA-33	5:34.17
25 Ritter, Susan	64 CSMT-17	5:35.00
26 Grilli, Tracy	64 NEM-2	5:35.49
27 Schickore, Jutta	57 DOC-16	5:37.55
28 Bartkowiak, Sallie	56 MICH-19	5:40.88
29 Tan, Camille	41 IM-21	5:43.20
30 Flessert, Amy	37 NORT-30	5:45.00
31 Rand, Amber	47 DSMY-40	5:45.45
32 Barnoski, Amanda	28 FFH-11	5:45.50
33 Braniecki, Ashley	36 O*H*-18	5:49.00
34 Lipstreuwer, Marilyn	55 OCCS-12	5:52.76
35 Hyde, Faith	23 INDY-16	5:53.48
36 Huelsman, Liz	59 UAR-17	5:55.00
37 Sandner, Kathleen	44 SFTL-50	5:56.47
38 Curry, Amanda	31 ROCH-4	5:58.08
39 Spence, Diane	68 O*H*-18	5:58.73
40 Birnbrich, Beth	57 NAM-17	6:00.00
41 Whelchel, Nancy	61 NCMS-13	6:00.00
42 Boscacci, Elizabeth	65 SBM-33	6:01.93
43 Rokich, Karen	62 SKY-41	6:11.05
44 Groselle, Laura	61 SHARK-14	6:20.00
45 Quinn, Phyllis	66 TOC-38	6:26.06
46 Kryka, Nancy	66 SHARK-14	6:30.00
47 Eramo, Jennifer	56 LTDUB-17	6:43.09
48 Stager, Nan	66 DOC-16	6:50.42
49 Karnisky, Beth	50 ROCH-4	7:07.04
50 Carson, June	73 SHARK-14	7:15.00
51 Diamond, Margaret	70 NICK-4	7:20.00
52 Gillies, Judy	73 ARIZ-48	7:33.30
53 Mitchell, Carol	72 SHARK-14	7:37.46
54 Pardo Mora, Jaimie P	43 MILEN	7:47.22
55 Moore Barnett, Barbara	61 MVN-33	7:59.20
56 Schneider, Mary	69 WMAC-20	8:05.12
57 Sauer, DeEtte	80 MOST-43	8:20.24
58 Paris, Susan	75 O*H*-18	8:40.98

59 Turner, Kay	75 ROCH-4	8:50.00
60 Good, JJ	48 LTDUB-17	8:55.55
61 Ensign, Jeanne	75 BSM-31	9:10.00
62 Wesgate, Jody	54 SFTL-50	9:34.55
63 Easton, Luise	83 O*H*-18	9:55.70
64 Miller, Jan	78 SHARK-14	9:58.75
65 Conley, LuAnn	68 WMAC-20	11:00.00
66 Richards, Ann	58 WMAC-20	11:00.00

#35 Men 50 LC Meter Breaststroke

Lane	Name	Age Team	Seed Time
Heat 1 of 15 Finals			
3	Bellem, Ray	85 ARIZ-48	59.00
4	Lockwood, Joel	87 MICH-19	55.00
5	McClow, Richard	90 LIB-21	1:00.63
Heat 2 of 15 Finals			
0	Pohlmann, John	78 SLAM-22	51.52
1	Olzmann, Kurt	76 MICH-19	48.00
2	Reed, Ed	78 SHARK-14	43.34
3	Peterson, Steve	75 PSM-36	42.30
4	List, Robert	76 GSMS-55	44.13
5	Trimble, Gary	79 SHARK-14	51.44
6	Lenard, Walt	84 ENSW-15	1:23.51
7	Freshley, Mike	80 SHARK-14	42.84
8	Colyer, Bob	83 LOCO-55	50.37
Heat 3 of 15 Finals			
0	Dorff, Peter	70 UC17-17	50.00
1	Flipse, Donn	74 UC50-50	46.84
2	Dougherty, Stephen	70 1776-8	43.00
3	Kerns, Hubie	72 SFTL-50	40.88
4	Wright, Robert	71 MOVY-28	37.50
5	Walker, Rick	71 SHARK-14	40.00
6	Terkel, Lawrence	74 O*H*-18	43.00
7	Buda, Ronald	72 SHARK-14	45.14
8	Randel, Jim	72 CONN-5	47.00
Heat 4 of 15 Finals			
1	Fisher, Dennis	62 NAM-17	43.50
2	Mitchell, Richard	62 O*H*-18	39.39
3	Halley, Franklin	64 DAS-17	39.62
4	Tulin, Bill	63 TAM-38	44.51
5	Mitchell, David	65 O*H*-18	50.64
6	Finn, Peter	67 DOC-16	41.77
7	Stein, Jim	69 MICH-19	48.00
Heat 5 of 15 Finals			
0	Connor, Tracy	65 UC29-29	40.22
1	Von Hoffmann, Gerard	65 SDSM-44	38.50
2	Keyser, Brian	65 1776-8	36.89
3	Shead, Timothy	69 SFTL-50	36.00
4	Neville, Richard	65 LSM-26	33.70
5	Parker, Randy	67 MICH-19	36.00
6	Groselle, Jack	67 SHARK-14	36.17
7	Anderson, Jay	65 MINN-30	37.10
8	Dondi, Beda	66 SFTL-50	40.00
9	Anderson, Bob	66 PCCM-38	41.00

Heat 6 of 15 Finals

0	Malsbury, David	60 VMST-12	38.27
1	Holmberg, Tom	63 IM-21	37.50
2	Vehovec, Henry	63 SFTL-50	35.95
3	Kochendorfer, James	61 MINN-30	35.35
4	Guthrie, David	61 RICE-25	32.88
5	Naylor, Jeff	63 NAM-17	34.80
6	Weissman, Greg	60 NEM-2	35.89
7	Merega, Roberto	61 SFTL-50	37.25
8	Bergman, Michael	61 PCY-17	37.71
9	Stultz, Todd	61 SHARK-14	38.76

Heat 7 of 15 Finals

0	Bradshaw, John	55 SHARK-14	39.03
1	Oliva, Steve	55 PS-14	37.50
2	Turocy, Gregory	58 O*H*-18	37.10
3	Thompson, Anthony	57 MOVY-28	36.24
4	Frentsos, Jerome	56 DCAC-10	34.00
5	Esko, Kevin	55 PSM-36	35.00
6	Beatty, Dan	55 GAJA-45	36.50
7	Correa-Marrero, Pedro	59 SFTL-50	37.44
8	Scott, David	55 PSM-36	37.94

Heat 8 of 15 Finals

1	Strzelecki, Richard	49 SFTL-50	50.00
2	Hartman, Matthew	46 TPIT-11	36.69
3	Krasykov, Volodymyr	48 MPNY-6	34.25
4	Nance, Chad	49 O*H*-18	35.00
5	Palace, Mark	48 MELB-14	36.92
6	Aimi, Victor	52 SFTL-50	48.38
7	Conley, Scotty	51 WMAC-20	39.00
8	Harman, Brad	53 LSM-26	42.28

Heat 9 of 15 Finals

0	Ronau, Matt	50 SKY-41	37.20
1	Doane, Michael	51 TERR-10	34.00
2	Luebbe, James	54 SKY-41	33.77
3	Connolly, James	52 RICE-25	33.00
4	Williams, Neill	53 DCAC-10	32.41
5	Solano, Abraham	52 BEST-41	33.00
6	Landreth, John	51 KENM-17	33.50
7	White, Bill	51 TPIT-11	34.00
8	Wharton, David	52 NAM-17	35.69
9	Wilhelm, John	53 NAM-17	38.75

Heat 10 of 15 Finals

0	Klepchick, Paul	46 MLAC-11	34.00
1	Jeanpierre, Charles	45 PBM-50	33.67
2	Hill, Keith	47 NAM-17	33.20
3	Dunson, David	49 NCMS-13	32.63
4	Comings, Jeff	47 DDSA-48	29.55
5	Rose, Cameron	46 O*H*-18	31.60
6	Morris, Richard	45 SFTL-50	32.81
7	El Dokor, Tarek	46 PSCM-48	33.38
8	Baldwin, Craig	47 RMST-10	33.95
9	Dowd, Jeffrey	47 MINN-30	34.22

2021 USMS Long Course National Championship - 10/7/2021 to 10/10/2021

SPIRE Institute

Meet Program - Sunday, October 10, 2021

Heat 11 (#35 Men 50 LC Meter Breaststroke)

0	Goshorn, John	42 TRIDM-27	41.19
1	Lisnoff, Jeremy	42 1776-8	39.56
2	Groselle, John	42 SHARK-14	34.24
3	Filion, Guillaume	42 SFTL-50	32.09
4	Spoon, Ryan	40 BERK-7	31.82
5	Bermudez, Oscar	43 COOG-25	31.92
6	Durieux, Chad	42 ROSE-33	33.12
7	Torres, Martin	44 SFTL-50	36.83
8	Strahota, Jeffrey	41 TERR-10	39.93
9	Prado-Acosta, Mariano	43 AGUA-6	42.33

Heat 12 of 15 Finals

0	Schapiro, Adam	35 PCY-17	37.55
1	Parthasarathy, Vijay	36 LVM-33	35.00
2	Bouchard, Trevor	39 HANVR	32.70
3	Snyder, Dan	37 GAJA-45	32.11
4	Wells, Geoff	39 BUMS-4	29.37
5	Hehn, Ronald	36 UC30-30	30.37
6	Hunte, Rod	39 GSMS-55	32.50
7	Fisher, Zachary	35 NAM-17	33.74
8	Wenzel, Phil	38 SFTL-50	37.09
9	Browning, Steven	39 O*H*-18	44.00

Heat 13 of 15 Finals

1	Dutta, Justin	30 MLAC-11	42.00
2	Michael, Tyler	33 ENSW-15	38.50
3	Warner, Adam	34 SHARK-14	31.95
4	Kukharskiy, Sergii	32 SDSM-44	29.17
5	Materniak, Eric	30 RMST-10	29.88
6	Taylor, Tim	34 ALEX-10	36.84
7	Hicks, Michael	31 SFTL-50	41.67
8	Crawford, David	31 CAQT-18	43.00

Heat 14 of 15 Finals

1	Studt, Caleb	25 O*H*-18	39.90
2	Stroinski, Bryan	26 ENSW-15	35.37
3	Gunn, Matthew	28 GMUP-10	34.11
4	Le, Michael	26 NICK-4	34.00
5	Foreman, Aaron	29 O*H*-18	34.00
6	Kolb, William	26 SKY-41	34.67
7	Fiske, Aaron	29 ENSW-15	38.00

Heat 15 of 15 Finals

3	Waterman, Chase	22 UC18-18	35.22
4	DelGrosso, Giorgio	23 UC33-33	29.06
5	Crispin, Birjan	23 IM-21	31.00
6	Kruszynski, Zane	23 SYL-17	38.72

#36 Women 50 LC Meter Breaststroke

Lane	Name	Age Team	Seed Time
Heat 1 of 9 Finals			
3	Spangler, Karen	51 IM-21	54.44
4	Jaffe, Kristin	83 TAM-38	57.00
5	Easton, Luise	83 O*H*-18	1:09.41

Heat 2 of 9 Finals

0	Stapleton, Carol	72 IM-21	56.62
1	Wagner, June	71 UC17-17	54.40
2	Davis, Charlotte	71 TAM-38	44.00
3	Atkinson, Fiona	71 NEM-2	50.23
4	Carson, June	73 SHARK-14	55.23
5	Dillon Stewart, Jane	79 WMAC-20	1:05.52
6	Webb, Linda	76 SFTL-50	54.15
7	Kranpitz, Nancy	76 WMAC-20	58.14
8	Smith, Stephanie	79 SFTL-50	2:00.00

Heat 3 of 9 Finals

2	Smith, Melinda	69 O*H*-18	57.00
3	Haney, Kathy	65 MICH-19	50.00
4	Estel, Beth	65 NEM-2	43.00
5	Kryka, Nancy	66 SHARK-14	50.00
6	Pendergast, Paula	67 MINN-30	50.86
7	Kester-Hedrick, L'Louise	67 UC30-30	59.98

Heat 4 of 9 Finals

0	Monahan, Becky	60 SFTL-50	1:11.58
1	Marshfield, Ann	63 O*H*-18	51.80
2	Savage, Mary Anne	61 NCMS-13	48.88
3	Brightwell, Kim	61 RMST-10	46.85
4	Mareb, Karen	63 NEM-2	40.84
5	Groselle, Laura	61 SHARK-14	47.90
6	Turner, Lisa	64 O*H*-18	50.90
7	Emmrich, Ann	64 IM-21	52.17

Heat 5 of 9 Finals

0	Young, Pam	58 O*H*-18	46.80
1	Wetzel, Denise	56 RMST-10	44.34
2	Godges, Arlette	57 CVMM-33	41.50
3	Weiderman, Jennifer	55 CVMM-33	40.00
4	Buck, Corrin	57 MICH-19	38.40
5	Karas-Foltz, Bonnie	56 MICH-19	41.50
6	Gill, Paige	58 SHARK-14	42.49
7	Uppstrom, Noreen	57 1776-8	46.80
8	Druckenbrod, Cynthia	51 O*H*-18	48.00
9	Rutenberg, Amy	54 SKY-41	50.49

Heat 6 of 9 Finals

0	Ceddia, Lisa	51 LTDUB-17	44.92
1	Master-Rogers, Julie	54 MICH-19	43.90
2	Khalil, Heidi	50 ROSE-33	41.98
3	Simmons, Cheryl	54 ROSE-33	41.21
4	Lane, Tanya	50 FDM-38	36.50
5	Plocek, Karina	52 CMS-32	40.89
6	Dombrowski, Andrea	54 SHARK-14	41.80
7	Pellegrini, Traci	52 COLU-9	43.65
8	Low, Linda	50 LTDUB-17	44.90
9	Burns-Jager, Kate	50 MICH-19	45.99

Heat 7 of 9 Finals

2	Wegner, Karin	49 TRB-33	44.76
3	Rosenblat, Daniela	46 SFTL-50	44.20
4	Jean, Maud	45 SFTL-50	39.00
5	Hoover, Molly	45 IM-21	40.04
6	Rand, Amber	47 DSMY-40	44.50
7	Marshall, Kathleen	49 IM-21	49.29

Heat 8 of 9 Finals

1	Mulica, Kristin	40 AAC-18	50.04
2	Stump, Karen	43 NCMS-13	38.34
3	Keiber, Casey	44 SHARK-14	35.20
4	Sandner, Kathleen	44 SFTL-50	40.72
5	Erwin, Stephanie	39 UC10-10	44.00
6	Geskos, Evangeline	38 UC10-10	37.63
7	Cook, Emily	35 GBM-2	42.32
8	Maloney, Catherine	39 PCY-17	56.20

Heat 9 of 9 Finals

0	Maple, Katherine	33 TRIDM-27	50.44
1	Tonelli, Marlena	33 TERR-10	41.36
2	Rys, Lauren	30 SYL-17	39.00
3	Less, Kristen	31 UC33-33	39.51
4	Singleton, Amanda	32 SFTL-50	43.29
5	Cohn, Erin	28 SHSH-18	39.00
6	Sharpe, Anna	29 UC35-35	35.91
7	Duraj, Michelle	29 ROSE-33	36.90
8	Fried, Brittany	24 SHARK-14	39.31

#37 Men 100 LC Meter Backstroke

Lane	Name	Age Team	Seed Time
------	------	----------	-----------

Heat 1 of 12 Finals

1	Hall, Sid	86 O*H*-18	3:00.00
2	Bellem, Ray	85 ARIZ-48	2:20.00
3	Oyakawa, Yoshi	88 O*H*-18	1:55.00
4	Ascherfeld, Ray	86 GCPS-15	2:00.00
5	Rogers, Alfred	88 GAJA-45	2:32.94
6	Manheim, Frank	91 RMST-10	2:07.06
7	Mayer, Art	90 1776-8	3:05.10

Heat 2 of 12 Finals

0	Trimble, Gary	79 SHARK-14	1:51.06
1	Straka, Peter	78 PKP	1:40.00
2	Burns, Richard	78 TAM-38	1:20.50
3	McColly, Michael	76 PSM-36	1:35.01
4	Winokur, Eliot	77 PBM-50	1:40.00
5	Diehl, David	80 1776-8	2:05.51
6	Oakes, David	81 SHARK-14	1:55.00
7	Learmonth, William	82 O*H*-18	2:05.00
8	Jones, Bruce	81 NAM-17	2:15.15

Heat 3 of 12 Finals

1	Warner, Frank	72 PSM-36	1:32.51
2	Schwartz, Marvin	73 LRM-23	1:29.44
3	Meyer, Geoffrey	70 1776-8	1:19.75
4	Day, Lawrence	70 MICH-19	1:14.62
5	Bober, Richard	70 NCMS-13	1:14.71
6	Rysdon, Jon	70 RMST-10	1:25.00
7	Fogg, Stephen	73 PSM-36	1:29.86
8	Thompson, Frank	70 MICH-19	1:33.55

Heat 4 of 12 Finals

0	Simm, John	66 NIAG-4	1:28.89
1	Mange, David	66 MICH-19	1:26.00
2	Black, Boyd	65 IM-21	1:23.59
3	Shead, Timothy	69 SFTL-50	1:20.00
4	Steynberg, Andre	65 SFTL-50	1:11.10
5	Williams, Bruce	68 RICE-25	1:16.00
6	Nixon, John	66 SPM-14	1:21.21
7	Bargar, Scott	65 LTDUB-17	1:25.38
8	Knisely, Bill	65 GCPS-15	1:27.36

2021 USMS Long Course National Championship - 10/7/2021 to 10/10/2021

SPIRE Institute

Meet Program - Sunday, October 10, 2021

Heat 5 (#37 Men 100 LC Meter Backstroke)

2	Paskal, Kirk	54 UC50-50	1:24.14
3	Gaw, Mike	52 SFTL-50	1:39.74
4	Burbank, Gerald	62 CONN-5	1:23.81
5	Cox, Daniel	61 O*H*-18	1:45.00
6	Taylor, James	55 UC24-24	1:30.00

Heat 6 of 12 Finals

0	Sherry, Thomas	60 UC36-36	1:22.00
1	Hendrick, Marty	63 SFTL-50	1:19.70
2	Matz, Michael	60 1776-8	1:19.51
3	McFarland, James	62 NCMS-13	1:17.00
4	Frentsos, Paul	60 TSUN-38	1:13.00
5	Brackett, Bill	63 SHARK-14	1:14.00
6	Malsbury, David	60 VMST-12	1:17.52
7	Tapp, Jay	62 SFTL-50	1:19.66
8	Pogue, Jim	61 MICH-19	1:20.00
9	Rogers, Daniel	63 DOC-16	1:22.35

Heat 7 of 12 Finals

0	Newman, Steven	59 SHARK-14	1:21.50
1	Monahan, Jim	58 SFTL-50	1:19.81
2	Elshafei, Emad	55 TERR-10	1:13.52
3	Christensen, Kurt	55 MICH-19	1:11.15
4	Jones, Brian	56 NAM-17	1:05.21
5	Krishtal, Valeriy	56 SFTL-50	1:06.68
6	Horwitz, Peter	57 SFTL-50	1:13.25
7	Boosin, Michael	55 CVMM-33	1:14.17
8	Assel, Mark	58 SHSH-18	1:20.72
9	Denault, Charles	58 SHARK-14	1:25.00

Heat 8 of 12 Finals

0	Callan, Sean	52 TRIDM-27	1:16.55
1	Mehok, George	54 SHARK-14	1:11.85
2	Connolly, James	52 RICE-25	1:10.00
3	Carroll, Stewart	51 LSM-26	1:08.00
4	Higgins, Anthony	52 GERM-10	1:05.43
5	Mc Kay, Matthew	50 NEM-2	1:08.00
6	Williams, Neill	53 DCAC-10	1:09.95
7	Kasser, Dan	52 SKY-41	1:10.31
8	Wray, James	50 SFTL-50	1:12.50
9	Power, Michael	53 SBM-33	1:17.87

Heat 9 of 12 Finals

0	Bishop, Christopher	49 BUMS-4	1:12.00
1	Schwartz, Jason	46 SHARK-14	1:10.03
2	Chiappetta, Michael	49 MLAC-11	1:07.66
3	Raese, TR	49 IM-21	1:06.59
4	Barnes, Chuck	45 NEM-2	59.75
5	Comings, Jeff	47 DDSA-48	1:00.00
6	Roddis, Charles	47 MICH-19	1:07.00
7	Karren, Kelly	48 CVMM-33	1:08.80
8	Nance, Chad	49 O*H*-18	1:11.00

Heat 10 of 12 Finals

3	Kemmerling, Steven	42 NASH-15	1:10.00
4	Chia, Nei-Kuan	44 SHARK-14	1:04.84
5	Oglesby, Matthew	41 WMAC-20	1:05.58
6	Sabala, Michael	41 CHEL-6	1:14.91

Heat 11 of 12 Finals

1	Mcpeters, Eric	34 WNCY-13	1:17.90
2	Stickle, Christopher	31 SPM-14	1:15.32
3	Bermudez, Juan	30 SFTL-50	1:06.00
4	Sussmeier, Robert	31 LSM-26	1:04.40
5	Gutnayer, Daniel	30 NAM-17	1:05.01
6	Agudelo, Jorge	30 SDSM-44	1:11.99
7	Bolado, Francisco	34 SFTL-50	1:15.79
8	Bergford, Brian	39 CMS-32	1:18.95

Heat 12 of 12 Finals

3	Koons, Andrew	29 RMST-10	1:16.81
4	Shozda, Alex	25 PAMS-26	1:02.00
5	Larson, Kyle	26 MICH-19	1:12.50
6	Soboslay, Stephen	21 AAC-18	1:15.34

#38 Women 100 LC Meter Backstroke

Lane	Name	Age	Team	Seed Time
------	------	-----	------	-----------

Heat 1 of 8 Finals

2	Manheim, Lucy	79 RMST-10	2:27.00
3	McDaniel, Georgia	75 IM-21	1:57.00
4	Uustal, Diann	75 SHARK-14	1:30.00
5	Pohlmann, Mary	76 SLAM-22	1:51.62
6	Dillon Stewart, Jane	79 WMAC-20	1:58.96

Heat 2 of 8 Finals

1	Pendergast, Paula	67 MINN-30	1:50.00
2	Larson, Linda	66 SFTL-50	1:36.14
3	Haney, Kathy	65 MICH-19	1:32.00
4	McNamara, Wendy	67 BSMT-31	1:35.00
5	Stager, Nan	66 DOC-16	1:40.13
6	McDowell, Teresa	71 SLAM-22	1:47.13
7	Val, Laura	70 TAM-38	1:25.00
8	Korsedal, Susan	71 LOCO-55	1:42.51

Heat 3 of 8 Finals

1	Emmrich, Ann	64 IM-21	1:35.44
2	Marnoch, Caroline	60 PBM-50	1:31.37
3	Brightwell, Kim	61 RMST-10	1:25.92
4	Hung, Maria	61 SFTL-50	1:24.08
5	Campbell, Holly	60 SHARK-14	1:25.00
6	Ganze, Cathy	64 SDSM-44	1:26.20
7	Oliver, April	60 NBA-38	1:33.02
8	Kirkpatrick, Laura	61 SHARK-14	1:38.00

Heat 4 of 8 Finals

1	Bartkowiak, Sallie	56 MICH-19	1:32.27
2	D'Arcy, Beth	57 UC18-18	1:27.00
3	Vazquez, Maria	56 NCMS-13	1:22.24
4	Kunovac, Jelena	57 TRB-33	1:16.66
5	Wolff, Celia	55 NCMS-13	1:19.26
6	Wetzel, Denise	56 RMST-10	1:25.33
7	Coughlin, Christy	56 IM-21	1:31.00
8	Kelly, Shawn	59 SFTL-50	1:32.77

Heat 5 of 8 Finals

1	Brooks, Andrea	50 LTDUB-17	1:26.63
2	Pellegrini, Traci	52 COLU-9	1:21.63
3	Stewart, Ann	51 SHARK-14	1:16.50
4	Lane, Tanya	50 FDM-38	1:15.20
5	Davidson, Michelle	51 GSM-7	1:16.00
6	McPherson, Chris	54 ENSW-15	1:20.39
7	Keller, Bridget	51 SHARK-14	1:22.00

Heat 6 of 8 Finals

1	Hartman, Amy	45 TPIT-11	1:45.59
2	Kyff, Jennifer	48 WM-6	1:28.81
3	Varlas, Melissa	48 SHARK-14	1:19.80
4	Braun, Erika	49 NCMS-13	1:11.06
5	Jean, Maud	45 SFTL-50	1:19.00
6	Bergmann, Kristen	49 O*H*-18	1:25.00
7	Tabaj, Kristi	48 O*H*-18	1:42.00
8	Andalora, Danielle	47 NICK-4	2:00.00

Heat 7 of 8 Finals

1	Quinn, Jennifer	42 LTDUB-17	1:32.66
2	Grover, Mollie	40 TERR-10	1:16.17
3	Stakem, Meredith	40 DCAC-10	1:16.17
4	Kovatch, Shona	44 NAM-17	1:29.01
5	DiMonte, Cheryl	35 LTDUB-17	1:24.32
6	Harrigan, Kelly	37 MMAC-48	1:07.71
7	Younkins, Karen	35 MICH-19	1:14.32

Heat 8 of 8 Finals

1	Gagnon, Caitlin	27 PCY-17	1:22.35
2	Kahle, Ashleigh	27 UC17-17	1:19.22
3	Sprowls, Elizabeth	27 UC11-11	1:14.55
4	Sharpe, Anna	29 UC35-35	1:20.00
5	Ramirez, Valery N	22 MILEN	1:11.65
6	Hyde, Faith	23 INDY-16	1:19.94
7	Smith, Sarah	33 TRIDM-27	1:24.95
8	Duguay, Melissa	34 CONN-5	1:44.66

#39 Men 200 LC Meter Freestyle

Name	Age	Team	Seed Time
------	-----	------	-----------

1	Modrov, Drew	32 CHEL-6	1:51.97
2	Ritter, Adam	36 CSMT-17	1:52.44
3	Lavado, Marcos	30 SFTL-50	1:58.45
4	Owen, Cameron	32 FSAM-16	1:58.50
5	Rivera, Bryan	37 GERM-10	2:00.00
6	Semenov, Nikita	26 BAC-44	2:00.50
7	Lupoli, Franco	27 SFTL-50	2:02.05
8	Sintjago, Rinaldo	39 SFTL-50	2:02.19
9	Sussmeier, Robert	31 LSM-26	2:03.92
10	Pokornowski, James	25 NICK-4	2:05.00
11	Shozda, Alex	25 PAMS-26	2:05.00
12	Unruh, Steven	55 NITR-43	2:05.16
13	Helander, Aaron	26 MICH-19	2:05.37
14	Paige, Bruce	45 CSMT-17	2:06.00
15	Sapp, Drew	32 UC18-18	2:06.14
16	Pierce, Jonathan	28 GRA-33	2:07.71
17	Kemmerling, Steven	42 NASH-15	2:08.00
18	Larkin, Mark	50 WMAC-20	2:08.62
19	Kloppe, William	41 SHARK-14	2:08.82
20	Halloran, Ross	46 O*H*-18	2:09.12
21	Maxian, Ondrej	25 UC08-8	2:10.00
22	Sheldon, Paul	51 CMS-32	2:10.12
23	Baldwin, Craig	47 RMST-10	2:10.91
24	Higgins, Anthony	52 GERM-10	2:11.38
25	Carroll, Stewart	51 LSM-26	2:12.00
26	Perez, Arnaldo	59 SHARK-14	2:12.75
27	Raese, TR	49 IM-21	2:12.84
28	Lane, Will	50 FDM-38	2:13.98
29	Woodrow, Blake	25 SFTL-50	2:15.70
30	Ritter, James	65 CSMT-17	2:16.00
31	Portway, Bradley	23 TRIDM-27	2:16.40

2021 USMS Long Course National Championship - 10/7/2021 to 10/10/2021

SPIRE Institute

Meet Program - Sunday, October 10, 2021

#39 ... (Men 200 LC Meter Freestyle)			#40 Women 200 LC Meter Freestyle			#41 Men 50 LC Meter Butterfly			
			Name	Age Team	Seed Time	Lane	Name	Age Team	Seed Time
32	Faria, Jose	55 GSM-7 2:18.00	1	Uzcategui, Andrea	32 SFTL-50 2:14.86	0	Williams, Robert	82 O*H*-18	1:06.66
33	Taylor, Thomas	62 ROSE-33 2:18.00	2	Harrigan, Kelly	37 MMAC-48 2:15.75	1	Hamada, Ahmed	82 GOLD-50	52.30
34	Strauss, Trip	63 LRM-23 2:18.80	3	Duraj, Michelle	29 ROSE-33 2:20.41	2	Freshley, Mike	80 SHARK-14	38.75
35	Campbell, Marshall	56 RIDG-26 2:19.00	4	Maidenberg, Eve	45 CVMM-33 2:24.16	3	Colyer, Bob	83 LOCO-55	49.56
36	Dunlap, Ryan	39 MAM-38 2:19.35	5	González, Estefanía	18 MILEN 2:24.63	4	Laux, Michael	80 SHARK-14	59.99
37	Groselle, Jack	67 SHARK-14 2:19.84	6	Bolado, Florencia	32 SFTL-50 2:26.72	5	Straka, Peter	78 PKP	38.00
38	Harris, Patrick	59 ENSW-15 2:20.20	7	Mack, Tara	49 NEM-2 2:27.16	6	Burns, Joel	75 SFTL-50	31.75
39	Johnston, Mark	61 FLOW-31 2:20.28	8	Campbell, Patricia	57 RIDG-26 2:28.00	7	Burns, Richard	78 TAM-38	34.50
40	Quesada Cruz, Daniel	18 MILEN 2:20.88	9	Hayden, Alison	50 SPM-14 2:28.00	8	Amundsen, Joseph	76 1776-8	45.00
41	Mijares, Jorge	54 SFTL-50 2:21.01	10	Tsuchiya, Ann	32 ROSE-33 2:28.15	9	McClow, Richard	90 LIB-21	59.46
42	Torres, Martin	44 SFTL-50 2:22.09	11	Gianniny, Dana	52 ROCH-4 2:29.40	Heat 2 of 14 Finals			
43	Soboslay, Stephen	21 AAC-18 2:23.88	12	Karas, Krystal	24 MICH-19 2:29.53	0	Motheral, Thomas	73 O*H*-18	42.80
44	Breitenbach, Ross	53 ROSE-33 2:23.88	13	Parker Palace, Kelly	60 VMST-12 2:30.17	1	Meyer, Geoffrey	70 1776-8	37.50
45	Hassan, Amro	62 MEDM-18 2:24.00	14	Goodridge, Janet	59 IM-21 2:32.90	2	Wright, Robert	71 MOVY-28	34.20
46	Berting, David	65 NCMS-13 2:24.00	15	Hibben, Veronica	65 NOVA-33 2:33.00	3	Day, Lawrence	70 MICH-19	30.88
47	Callahan, Jim	64 NAM-17 2:24.11	16	Troyer, Kristen	28 O*H*-18 2:35.12	4	Middleton, Marc	70 YCFM-14	32.44
48	Bailey, Jeff	54 MICH-19 2:25.00	17	Polk, Jane	29 TRIDM-27 2:35.90	5	Bernard, Alan	72 TAM-38	35.99
49	Dinh, Thomas	28 O*H*-18 2:25.01	18	Steadman Martin, Nancy	67 GSM-7 2:37.50	6	Terkel, Lawrence	74 O*H*-18	40.00
50	Pophal, Joe	55 O*H*-18 2:26.00	19	Schaffling, Staci	27 1776-8 2:38.59	7	Parker, Randy	67 MICH-19	35.50
51	Koons, Andrew	29 RMST-10 2:26.36	20	Grilli, Tracy	64 NEM-2 2:39.49	8	Hercher, Heinz	65 TCC-33	34.50
52	Newman, Steven	59 SHARK-14 2:26.41	21	Ritter, Susan	64 CSMT-17 2:40.00	9	Morosky, William	66 UC11-11	35.78
53	Hartman, Richard	66 SMS-24 2:26.45	22	Barnoski, Amanda	28 FFH-11 2:40.50				
54	Thornton, James	69 1776-8 2:27.00	23	Bartkowiak, Sallie	56 MICH-19 2:42.18				
55	Wilhelm, John	53 NAM-17 2:27.00	24	Maple, Katherine	33 TRIDM-27 2:42.18				
56	Elshafei, Emad	55 TERR-10 2:27.51	25	Morrison, Lynn	67 LSM-26 2:42.42				
57	Gooding, Jack	68 LRM-23 2:28.13	26	Bergmann, Kristen	49 O*H*-18 2:45.00				
58	Borsuk, Edward	68 O*H*-18 2:29.00	27	Krasykova, Albina	22 UC06-6 2:45.00				
59	Walker, Rick	71 SHARK-14 2:29.00							
60	Costa Sitja, Marc	35 ROSE-33 2:29.13							
61	Zanjani, Brian	43 LTDUB-17 2:29.42							
62	Duguay, Robert	36 CONN-5 2:30.92							
63	Brackett, Bill	63 SHARK-14 2:32.00							
64	Oyler, Paul	56 UC09-9 2:32.20							
65	Richards, Scott	61 WMAC-20 2:32.32							
66	Turocy, Gregory	58 O*H*-18 2:33.50							
67	Correa-Marrero, Pedro	59 SFTL-50 2:33.60							
68	Washburn, Jonathan	64 NCMS-13 2:33.88							
69	Phillips, Mike	65 ENSW-15 2:34.16							
70	Scott, David	55 PSM-36 2:35.00							
71	Gandee, Brad	67 RMST-10 2:35.00							
72	Slabe, Michael	58 SHSH-18 2:35.00							
73	Syphers, Dale	65 MESC-2 2:36.53							
74	Paskal, Kirk	54 UC50-50 2:36.98							
75	Burke, Tom	62 GRA-33 2:37.86							
76	Bernard, Alan	72 TAM-38 2:37.99							
77	Davis, William	63 WMAC-20 2:39.51							
78	Olson, Chuck	71 MICH-19 2:40.00							
79	Bibler, Brian	44 NICK-4 2:40.00							
80	Hartman, Matthew	46 TPIT-11 2:40.00							
81	Couch, Bob	74 SHARK-14 2:41.00							
82	Anderson, Bob	66 PCCM-38 2:42.00							
83	Martin, Jack	70 SHARK-14 2:43.00							
84	Schwartz, Marvin	73 LRM-23 2:43.53							
85	Beatty, Chuck	62 O*H*-18 2:43.83							
86	Hercher, Heinz	65 TCC-33 2:44.00							
87	Knisely, Bill	65 GCPS-15 2:45.00							
88	Stager, Joel	69 DOC-16 2:46.03							
89	Genz, Michael	63 SDSM-44 2:46.94							
90	Daley, Luke	22 UC17-17 2:50.67							

2021 USMS Long Course National Championship - 10/7/2021 to 10/10/2021

SPIRE Institute

Meet Program - Sunday, October 10, 2021

Heat 3 (#41 Men 50 LC Meter Butterfly)

0	Collier, Scott	67 AKMS-56	34.00
1	Williams, Bruce	68 RICE-25	32.50
2	Kahn, Roger	66 SHARK-14	30.50
3	Fields, John	65 RICE-25	29.00
4	Hedrick, Trip	67 UC30-30	28.38
5	Steynberg, Andre	65 SFTL-50	28.50
6	Martin, Doug	68 LRM-23	30.40
7	Gooding, Jack	68 LRM-23	31.12
8	Harris, Robert	66 SPP-33	33.59
9	Dondi, Beda	66 SFTL-50	34.22

Heat 4 of 14 Finals

0	Brackett, Bill	63 SHARK-14	35.50
1	Vehovec, Henry	63 SFTL-50	34.01
2	Stultz, Todd	61 SHARK-14	32.52
3	Pogue, Jim	61 MICH-19	33.50
4	Matz, Michael	60 1776-8	35.33
5	Boosin, Michael	55 CVMM-33	32.50
6	Wagner, Harold	56 SFTL-50	32.02
7	Birnbrich, Chris	58 NAM-17	32.50
8	Palace, Mark	48 MELB-14	32.11

Heat 5 of 14 Finals

0	Malsbury, David	60 VMST-12	32.19
1	Richards, Scott	61 WMAC-20	31.50
2	Hassan, Amro	62 MEDM-18	31.00
3	Fisher, Dennis	62 NAM-17	30.75
4	Frentsos, Paul	60 TSUN-38	30.00
5	Parra, Francisco	64 SFTL-50	30.21
6	Gallant, John	61 MATM-11	30.80
7	Merega, Roberto	61 SFTL-50	31.50
8	Bergman, Michael	61 PCY-17	31.76
9	McFarland, James	62 NCMS-13	32.50

Heat 6 of 14 Finals

0	Christensen, Kurt	55 MICH-19	30.82
1	Wyckoff, Ben	57 CONN-5	30.13
2	Jones, Brian	56 NAM-17	29.92
3	Frentsos, Jerome	56 DCAC-10	27.99
4	Hiltabiddle, Steve	55 1776-8	26.00
5	Unruh, Steven	55 NITR-43	27.02
6	Ekman, Evan	57 PALM-55	28.20
7	Esko, Kevin	55 PSM-36	30.00
8	Bradshaw, John	55 SHARK-14	30.17
9	Horwitz, Peter	57 SFTL-50	31.50

Heat 7 of 14 Finals

0	Gaw, Mike	52 SFTL-50	38.52
1	Kasemsarn, Richard	51 IM-21	33.00
2	Conley, Scotty	51 WMAC-20	32.00
3	Power, Michael	53 SBM-33	31.06
4	Fischer, Andy	54 SFTL-50	30.85
5	Breitenbach, Ross	53 ROSE-33	31.20
6	Ronau, Matt	50 SKY-41	33.00
7	Blake, Logan	52 ROSE-33	38.00
8	Roddis, Charles	47 MICH-19	31.00
9	Bishop, Christopher	49 BUMS-4	31.00

Heat 8 of 14 Finals

0	Torio, Coady	53 MICH-19	30.40
1	Mehok, George	54 SHARK-14	29.75
2	Landreth, John	51 KENM-17	28.50
3	Doane, Michael	51 TERR-10	28.00
4	Steed, Chad	50 MICH-19	27.50
5	Lane, Will	50 FDM-38	27.88
6	Williams, Neill	53 DCAC-10	28.37
7	Luebbe, James	54 SKY-41	29.68
8	Kasser, Dan	52 SKY-41	30.00
9	Bailey, Jeff	54 MICH-19	30.57

Heat 9 of 14 Finals

0	Dowd, Jeffrey	47 MINN-30	30.57
1	Krasykov, Volodymyr	48 MPNY-6	29.80
2	Dunson, David	49 NCMS-13	29.50
3	Karren, Kelly	48 CVMM-33	28.09
4	Barnes, Chuck	45 NEM-2	25.38
5	Rouse, Daniel	49 UC33-33	28.00
6	Schwartz, Jason	46 SHARK-14	28.65
7	Jeanpierre, Charles	45 PBM-50	29.78
8	Klepchick, Paul	46 MLAC-11	30.00
9	Hartman, Matthew	46 TPIT-11	30.67

Heat 10 of 14 Finals

0	Strahota, Jeffrey	41 TERR-10	31.13
1	Torres, Martin	44 SFTL-50	30.62
2	Goler, Jonathan	41 SFTL-50	29.68
3	Nokta, Omar	42 CONN-5	29.26
4	Chia, Nei-Kuan	44 SHARK-14	27.03
5	Dallamura, Scott	43 NCMS-13	27.04
6	Oglesby, Matthew	41 WMAC-20	29.56
7	Durieux, Chad	42 ROSE-33	30.32
8	Bermudez, Oscar	43 COOG-25	31.00

Heat 11 of 14 Finals

0	Dunlap, Ryan	39 MAM-38	31.34
1	Paulling, Daniel	35 SHARK-14	30.36
2	Parthasarathy, Vijay	36 LVM-33	30.00
3	Snyder, Dan	37 GAJA-45	27.39
4	Sintjago, Rinaldo	39 SFTL-50	26.85
5	Wells, Geoff	39 BUMS-4	27.38
6	Bouchard, Trevor	39 HANVR	28.60
7	Fisher, Zachary	35 NAM-17	30.11
8	Schapiro, Adam	35 PCY-17	31.19
9	Browning, Steven	39 O*H*-18	35.00

Heat 12 of 14 Finals

1	Taylor, Tim	34 ALEX-10	31.02
2	Bermudez, Juan	30 SFTL-50	28.50
3	Owen, Cameron	32 FSAM-16	26.39
4	Modrov, Drew	32 CHEL-6	24.54
5	Chase, Ethan	30 UC11-11	25.95
6	Kukharskiy, Sergii	32 SDSM-44	26.93
7	Bolado, Francisco	34 SFTL-50	28.57
8	Michael, Tyler	33 ENSW-15	32.30

Heat 13 of 14 Finals

0	Studt, Caleb	25 O*H*-18	32.70
1	Stroinski, Bryan	26 ENSW-15	30.01
2	Kolb, William	26 SKY-41	28.64
3	Garase, Kyle	27 UC11-11	27.91
4	Marin, Eddy	29 SFTL-50	25.92
5	Semenov, Nikita	26 BAC-44	27.50
6	Helander, Aaron	26 MICH-19	28.63
7	Le, Michael	26 NICK-4	29.50
8	Riveroll, Pablo	26 IM-21	32.41

Heat 14 of 14 Finals

1	Karimi, Abbas	24 SFTL-50	36.36
2	Kruszynski, Zane	23 SYL-17	30.85
3	Quesada Cruz, Daniel	18 MILEN	30.06
4	Crispin, Birjan	23 IM-21	26.00
5	Milad, Mina	24 O*H*-18	28.18
6	Soboslay, Stephen	21 AAC-18	30.14
7	Daley, Luke	22 UC17-17	34.43

#42 Women 50 LC Meter Butterfly

Lane	Name	Age Team	Seed Time
------	------	----------	-----------

Heat 1 of 10 Finals

3	Jaffe, Kristin	83 TAM-38	1:05.00
4	Sauer, DeEtte	80 MOST-43	1:00.06
5	Kranpitz, Nancy	76 WMAC-20	54.39

Heat 2 of 10 Finals

0	Haney, Kathy	65 MICH-19	42.00
1	Falcigno, Pamela	66 SFTL-50	39.50
2	Hibben, Veronica	65 NOVA-33	35.27
3	Noyes, Penny	67 SKY-41	33.50
4	Morrison, Lynn	67 LSM-26	35.95
5	Keisling, Christine	65 SVY-8	39.90
6	Flinn, Emma	72 UC02-2	54.22
7	Davis, Charlotte	71 TAM-38	36.00
8	McDowell, Teresa	71 SLAM-22	51.67
9	Martin, Michelle	72 SFTL-50	1:01.89

Heat 3 of 10 Finals

0	Savage, Mary Anne	61 NCMS-13	42.17
1	Turner, Lisa	64 O*H*-18	40.10
2	Cantwell, Maureen	62 LTDUB-17	39.07
3	Oliver, April	60 NBA-38	38.37
4	Hung, Maria	61 SFTL-50	34.60
5	Ganze, Cathy	64 SDSM-44	35.34
6	Mareb, Karen	63 NEM-2	38.75
7	Burke, Barbara	60 1776-8	39.18
8	Marnoch, Caroline	60 PBM-50	42.00

Heat 4 of 10 Finals

0	Eramo, Jennifer	56 LTDUB-17	47.14
1	Kunovac, Jelena	57 TRB-33	38.47
2	Johnson, Mindy	58 RMST-10	37.00
3	Gill, Paige	58 SHARK-14	35.00
4	Godges, Arlette	57 CVMM-33	32.80
5	Wolff, Celia	55 NCMS-13	33.90
6	Birnbrich, Beth	57 NAM-17	36.00
7	Young, Pam	58 O*H*-18	38.30
8	Karas-Foltz, Bonnie	56 MICH-19	38.86
9	Castro Cabezas, Luz M	59 MILEN	1:02.17

2021 USMS Long Course National Championship - 10/7/2021 to 10/10/2021

SPIRE Institute

Meet Program - Sunday, October 10, 2021

Heat 5 (#42 Women 50 LC Meter Butterfly)

0	Rutenberg, Amy	54 SKY-41	46.95
1	Burns-Jager, Kate	50 MICH-19	39.00
2	Dombrowski, Andrea	54 SHARK-14	37.50
3	Lane, Tanya	50 FDM-38	34.20
4	Plocek, Karina	52 CMS-32	32.82
5	McPherson, Chris	54 ENSW-15	33.31
6	Bass, Amy	51 RMST-10	35.42
7	Khalil, Heidi	50 ROSE-33	37.70
8	Druckenbrod, Cynthia	51 O*H*-18	44.00

Heat 6 of 10 Finals

1	Good, JJ	48 LTDUB-17	1:20.62
2	Hartman, Amy	45 TPIT-11	51.22
3	Hoover, Molly	45 IM-21	35.47
4	Braun, Erika	49 NCMS-13	28.42
5	Varlas, Melissa	48 SHARK-14	32.76
6	Marshall, Kathleen	49 IM-21	42.39
7	Robayo, Sulay	49 SFTL-50	1:00.00

Heat 7 of 10 Finals

0	Kovatch, Shona	44 NAM-17	36.50
1	Keiber, Casey	44 SHARK-14	34.00
2	Stakem, Meredith	40 DCAC-10	32.90
3	Grover, Mollie	40 TERR-10	32.61
4	Stump, Karen	43 NCMS-13	30.54
5	King, Ashley	41 SHARK-14	32.41
6	McClellan, Jennifer	41 UC11-11	32.75
7	Pritchett, Jennifer	41 NICK-4	32.91
8	Martinez, Patty	41 RMST-10	34.53
9	Mulica, Kristin	40 AAC-18	43.40

Heat 8 of 10 Finals

1	Cook, Emily	35 GBM-2	43.63
2	DiMonte, Cheryl	35 LTDUB-17	35.43
3	Sawicz, Kasia	37 CHEL-6	34.69
4	Geskos, Evangeline	38 UC10-10	33.02
5	Younkins, Karen	35 MICH-19	33.49
6	Braniecki, Ashley	36 O*H*-18	34.77
7	Erwin, Stephanie	39 UC10-10	36.00
8	Fall, JulieAnne	37 VALM-16	58.00

Heat 9 of 10 Finals

1	Rodriguez, Wendy	34 SFTL-50	33.45
2	Meier, Ella	30 CSMT-17	32.00
3	Uzcategui, Andrea	32 SFTL-50	30.42
4	Less, Kristen	31 UC33-33	33.00
5	Sprowls, Elizabeth	27 UC11-11	34.49
6	Baldus, Georgia	25 FWYS-16	32.29
7	Schulkin, Danielle	29 UC06-6	34.00
8	Schaffling, Staci	27 1776-8	35.53

Heat 10 of 10 Finals

1	Sauter, Arianna	24 MILEN	38.67
2	Krasykova, Albina	22 UC06-6	34.00
3	Zubero, Elizabeth	23 SFTL-50	33.00
4	Ramirez, Valery N	22 MILEN	30.80
5	González, Estefanía	18 MILEN	32.06
6	Morillo, Emmy	21 SFTL-50	33.91
7	Karas, Krystal	24 MICH-19	37.50

#43 Men 200 LC Meter IM

Name	Age	Team	Seed Time
1	Comings, Jeff	47 DDSA-48	2:14.00
2	DelGrosso, Giorgio	23 UC33-33	2:14.38

3	Materniak, Eric	30 RMST-10	2:14.77
4	Kukharskiy, Sergii	32 SDSM-44	2:15.18
5	Wells, Geoff	39 BUMS-4	2:17.12
6	Hehn, Ronald	36 UC30-30	2:17.92
7	Marin, Eddy	29 SFTL-50	2:20.87
8	Sussmeier, Robert	31 LSM-26	2:23.20
9	Solano, Abraham	52 BEST-41	2:24.29
10	Rivera, Bryan	37 GERM-10	2:25.00
11	Gutnayer, Daniel	30 NAM-17	2:25.01
12	Warner, Adam	34 SHARK-14	2:26.50
13	Hill, Keith	47 NAM-17	2:26.71
14	Kloppe, William	41 SHARK-14	2:27.27
15	Rose, Cameron	46 O*H*-18	2:27.70
16	White, Bill	51 TPIT-11	2:29.71
17	Landreth, John	51 KENM-17	2:30.00
18	Guthrie, David	61 RICE-25	2:30.00
19	Bradshaw, John	55 SHARK-14	2:30.19
20	Groselle, John	42 SHARK-14	2:31.45
21	Wharton, David	52 NAM-17	2:31.69
22	Scherwitz, Russ	48 SCAQ-33	2:31.73
23	Filion, Guillaume	42 SFTL-50	2:32.14
24	Pierce, Jonathan	28 GRA-33	2:32.54
25	Klepchick, Paul	46 MLAC-11	2:33.00
26	Naylor, Jeff	63 NAM-17	2:33.60
27	Halloran, Ross	46 O*H*-18	2:35.11
28	Faria, Jose	55 GSM-7	2:35.35
29	Krishtal, Valeriy	56 SFTL-50	2:35.56
30	Beatty, Dan	55 GAJA-45	2:36.50
31	Bermudez, Oscar	43 COOG-25	2:37.67
32	Frentsos, Paul	60 TSUN-38	2:38.00
33	Taylor, Tim	34 ALEX-10	2:38.08
34	Johnston, Mark	61 FLOW-31	2:38.50
35	Wuchte, Matt	51 MICH-19	2:38.62
36	Morris, Richard	45 SFTL-50	2:38.69
37	Steed, Chad	50 MICH-19	2:39.00
38	McConkey, Craig	46 SHARK-14	2:40.00
39	Crispin, Birjan	23 IM-21	2:40.15
40	Portway, Bradley	23 TRIDM-27	2:40.75
41	Callahan, Jim	64 NAM-17	2:41.44
42	Buehler, Dylan	24 UC09-9	2:41.77
43	Bishop, Christopher	49 BUMS-4	2:42.00
44	Dunson, David	49 NCMS-13	2:42.50
45	Halley, Franklin	64 DAS-17	2:44.27
46	Bolado, Francisco	34 SFTL-50	2:44.79
47	Bergford, Brian	39 CMS-32	2:45.00
48	Bouchard, Trevor	39 HANVR	2:45.00
49	Fischer, Andy	54 SFTL-50	2:45.00
50	Richards, Scott	61 WMAC-20	2:45.45
51	Day, Lawrence	70 MICH-19	2:45.55
52	Mcpeters, Eric	34 WNCY-13	2:47.70
53	Hartman, Richard	66 SMS-24	2:49.51
54	Wilhelm, John	53 NAM-17	2:50.00
55	Shead, Timothy	69 SFTL-50	2:50.00
56	Collier, Scott	67 AKMS-56	2:52.00
57	Kasemsarn, Richard	51 IM-21	2:52.00
58	Oyler, Paul	56 UC09-9	2:52.30
59	Davis, William	63 WMAC-20	2:53.43
60	Chambers, John	66 AGUA-6	2:54.00
61	Anderson, Earl	57 NCMS-13	2:54.07
62	Kerns, Hubie	72 SFTL-50	2:54.17
63	Turocy, Gregory	58 O*H*-18	2:54.60

64	Washburn, Jonathan	64 NCMS-13	2:54.88
65	Seibt, Andreas	63 IM-21	2:55.00
66	Burke, Tom	62 GRA-33	2:55.15
67	Wyckoff, Ben	57 CONN-5	2:56.22
68	Crawford, David	31 CAQT-18	2:57.00
69	Ronau, Matt	50 SKY-41	2:57.13
70	Thompson, Anthony	57 MOVY-28	2:57.77
71	Harris, Patrick	59 ENSW-15	2:59.80
72	Sturdy, Patrick	52 MICH-19	3:00.00
73	Scott, David	55 PSM-36	3:00.00
74	Sherry, Thomas	60 UC36-36	3:00.00
75	Denault, Charles	58 SHARK-14	3:00.44
76	Harman, Brad	53 LSM-26	3:03.53
77	Keyser, Brian	65 1776-8	3:03.92
78	Clemmons, Jim	71 SAWS-59	3:04.50
79	Phillips, Mike	65 ENSW-15	3:07.89
80	Couch, Bob	74 SHARK-14	3:10.00
81	Burbank, Gerald	62 CONN-5	3:10.02
82	Syphers, Dale	65 MESC-2	3:10.04
83	Nixon, John	66 SPM-14	3:11.13
84	Prado-Acosta, Mariano	43 AGUA-6	3:14.00
85	Daley, Luke	22 UC17-17	3:14.72
86	Dougherty, Stephen	70 1776-8	3:15.00
87	Bargar, Scott	65 LTDUB-17	3:18.00
88	Hercher, Heinz	65 TCC-33	3:18.00
89	Peterson, Steve	75 PSM-36	3:20.30
90	Morosky, William	66 UC11-11	3:21.00
91	Genz, Michael	63 SDSM-44	3:23.68
92	Freshley, Mike	80 SHARK-14	3:24.82
93	Fogg, Stephen	73 PSM-36	3:26.67
94	Duguay, Robert	36 CONN-5	3:29.34
95	Rysdon, Jon	70 RMST-10	3:30.00
96	Keil, Mark	68 NEM-2	3:33.72
97	Reed, Ed	78 SHARK-14	3:43.55
98	Hedrick, Trip	67 UC30-30	3:45.38
99	Mange, David	66 MICH-19	3:48.27
100	Olzmann, Kurt	76 MICH-19	3:50.00
101	Bernstein, Rich	75 AGUA-6	3:55.00
102	Winokur, Eliot	77 PBM-50	3:57.00
103	Definis, Jay	62 O*H*-18	4:30.00
104	Tulin, Michael	67 ROSE-33	4:36.62
105	Good, Larry	87 SLAM-22	4:39.28
106	Learmonth, William	82 O*H*-18	5:10.00
107	Hahm, Martin	80 PSCM-48	5:40.22
108	Williams, Robert	82 O*H*-18	5:59.99
109	Rogers, Alfred	88 GAJA-45	6:40.01

#44 Women 200 LC Meter IM

Name	Age	Team	Seed Time
1	Sharpe, Anna	29 UC35-35	2:40.00
2	Sawicz, Kasia	37 CHEL-6	2:42.69
3	Rys, Lauren	30 SYL-17	2:45.59
4	McCormick, Heather	43 NAM-17	2:45.91
5	Keiber, Casey	44 SHARK-14	2:46.64
6	McClellan, Jennifer	41 UC11-11	2:47.76
7	Hayden, Alison	50 SPM-14	2:48.00
8	Buck, Corrin	57 MICH-19	2:49.26
9	Fried, Brittany	24 SHARK-14	2:49.28
10	Stewart, Ann	51 SHARK-14	2:52.20
11	Gagnon, Caitlin	27 PCY-17	2:52.90
12	Maidenberg, Eve	45 CVMM-33	2:53.08

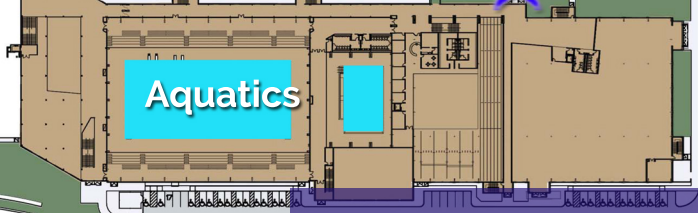
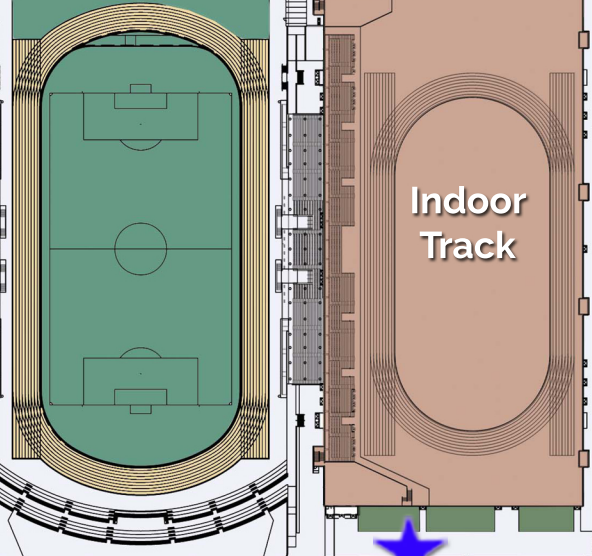
2021 USMS Long Course National Championship - 10/7/2021 to 10/10/2021

SPIRE Institute

Meet Program - Sunday, October 10, 2021

#44 ... (Women 200 LC Meter IM)

13	Simmons, Cheryl	54 ROSE-33	2:55.12
14	Shuck, Susie	56 INDY-16	2:55.50
15	Weiderman, Jennifer	55 CVMM-33	2:56.80
16	Jean, Maud	45 SFTL-50	2:57.00
17	Morillo, Emmy	21 SFTL-50	2:57.84
18	Mack, Tara	49 NEM-2	2:58.43
19	Kahle, Ashleigh	27 UC17-17	2:58.60
20	King, Ashley	41 SHARK-14	2:58.70
21	Noyes, Penny	67 SKY-41	2:59.90
22	Vazquez, Maria	56 NCMS-13	3:00.00
23	Hug, Laurie	56 1776-8	3:00.03
24	Troyer, Kristen	28 O*H*-18	3:00.24
25	Zubero, Elizabeth	23 SFTL-50	3:02.00
26	Darlak, Kelly	41 NICK-4	3:05.00
27	Mathews, Laura	28 UC15-15	3:06.34
28	Erwin, Stephanie	39 UC10-10	3:08.25
29	Vaca, Laura	68 SFTL-50	3:08.50
30	Estel, Beth	65 NEM-2	3:13.00
31	Master-Rogers, Julie	54 MICH-19	3:14.90
32	Burke, Barbara	60 1776-8	3:15.58
33	Wegner, Karin	49 TRB-33	3:17.15
34	Young, Pam	58 O*H*-18	3:18.60
35	Whelchel, Nancy	61 NCMS-13	3:20.00
36	Kohn, Catherine	68 SLAM-22	3:20.00
37	Ceddia, Lisa	51 LTDUB-17	3:20.45
38	Gonzalez, Ana Lucia	59 MILEN	3:22.58
39	Stutz, Kathleen	39 SFTL-50	3:22.86
40	Uppstrom, Noreen	57 1776-8	3:23.50
41	Rokich, Karen	62 SKY-41	3:24.59
42	Quinn, Phyllis	66 TOC-38	3:32.69
43	Falcigno, Pamela	66 SFTL-50	3:35.00
44	Korsedal, Susan	71 LOCO-55	3:42.13
45	Holbrook, Dana	48 SKY-41	3:42.43
46	Watts, Sue	67 SHARK-14	3:44.26
47	Tabaj, Kristi	48 O*H*-18	3:45.00
48	Kelly, Shawn	59 SFTL-50	3:45.77
49	Norton, Judith	64 O*H*-18	4:00.04
50	Pendergast, Paula	67 MINN-30	4:10.00
51	Atkinson, Fiona	71 NEM-2	4:12.95
52	Webb, Linda	76 SFTL-50	4:13.96
53	Grady, Marci	63 SFTL-50	4:18.66
54	Myers, Molly	72 UC15-15	4:19.08
55	Pohlmann, Mary	76 SLAM-22	4:20.50
56	McDaniel, Georgia	75 IM-21	4:25.00
57	Smith, Melinda	69 O*H*-18	4:30.00
58	Kendrick, Anne	70 NASH-15	4:42.98
59	Amelon, Mitzi	58 MICH-19	4:50.47
60	Martin, Michelle	72 SFTL-50	5:00.00
61	Onton, Ann Louise	78 CONN-5	7:15.51

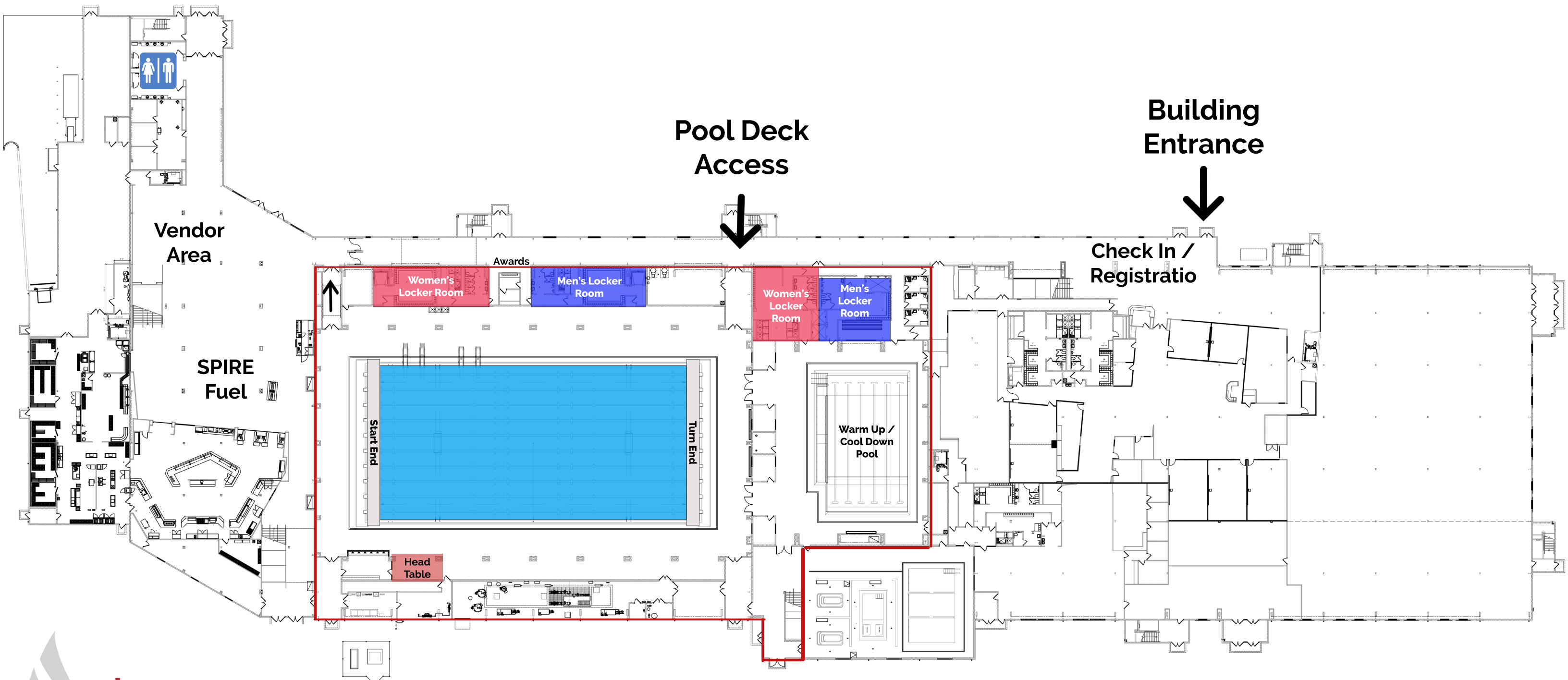


All Athletes, Coaches, Spectators and Volunteers entering the facility must enter at the North East entrance to the Aquatics Building. Located between the Aquatics & Track Buildings (Designated by the blue star)



DO NOT PULL IN BETWEEN THE BUILDINGS TO DROP OFF

SOUTH ENTRANCE DRIVE (60' U.R.O.W.)



**Pool Deck
Access**

**Building
Entrance**

**Vendor
Area**

**SPIRE
Fuel**

**Check In /
Registratio**

**Women's
Locker Room**

**Men's Locker
Room**

**Women's
Locker
Room**

**Men's
Locker
Room**

**Warm Up /
Cool Down
Pool**

Start End

Turn End

**Head
Table**



**Aquatics Center
Main Level**